

# BASF SE FUTURE (BASG) - EUX/202502

2024/09/16 18:46:36

Price  
**44.2605** EUR

Difference  -0.13% (-0.06)

### General attributes

Symbol	BASGG25
Exchange	Eurex
Currency	EUR
Security type	Future
Underlying	BASF SE
Maturity	02-2025
Contract size	100

### Market data

Bid (Bid size)	- EUR (-)
Ask (Ask size)	- EUR (-)
Open	44.2605 EUR
High	44.2605 EUR
Low	44.2605 EUR
Close (prev. day)	44.3189 EUR
Underlying	BASF SE
Underlying price (date)	43.555 (24/09/16)
Settlement price (date)	44.26 (24/09/16)
Open Interest	0

### Performance and Risk

	6m	1y	3y
Perf (%)	-8.84%	-	-
Perf (abs.)	-4.30	-	-
Beta	-	-	-
Volatility	21.04	-	-

### Futures and Options

Related Futures	-
Related Options	-

5y












Information about previous performance does not guarantee future performance.  
Source: FactSet

### Price data

Ø price 5 days   Ø volume 5 days (pcs.)	43.7458 EUR (0)
Ø price 30 days   Ø volume 30 days (pcs.)	44.1205 EUR (0)
Ø price 100 days   Ø volume 100 days (pcs.)	46.5675 EUR (0)
Ø price 250 days   Ø volume 250 days (pcs.)	- EUR (-)
YTD High   date	- EUR (-)
YTD Low   date	- EUR (-)
52 Weeks High   date	- EUR (-)
52 Weeks Low   date	- EUR (-)

### Recent Research

on underlying	on sector	on market	
Date		Headline	Download
2024/09/11		Global Equity Ratings	
2024/09/11		Aktienempfehlungen Global	
2024/09/05		Global Equity Ratings	
2024/09/05		Aktienempfehlungen Global	
2024/08/12		Global Equity Ratings	