

EXXON MOBIL CORP. FUTURE (XOMF) - EUX/202502

2024/07/29 18:35:50

Price
116.5653 USD

Difference  **-1.01% (-1.19)**

General attributes

Symbol	XOMFG25
Exchange	Eurex
Currency	USD
Security type	Future
Underlying	EXXON MOBIL CORPORATION
Maturity	02-2025
Contract size	100

Market data

Bid (Bid size)	- USD (-)
Ask (Ask size)	- USD (-)
Open	116.5653 USD
High	116.5653 USD
Low	116.5653 USD
Close (prev. day)	117.7506 USD
Underlying	EXXON MOBIL CORPORATION
Underlying price (date)	116.10 (24/07/29)
Settlement price (date)	116.57 (24/07/29)
Open Interest	0

Performance and Risk

	6m	1y	3y
Perf (%)	+12.87%	-	-
Perf (abs.)	+13.29	-	-
Beta	-	-	-
Volatility	17.83	-	-

Futures and Options

Related Futures	-
Related Options	-












5y

Information about previous performance does not guarantee future performance.
 Source: FactSet

Price data

Ø price 5 days Ø volume 5 days (pcs.)	116.2557 USD (0)
Ø price 30 days Ø volume 30 days (pcs.)	115.2553 USD (0)
Ø price 100 days Ø volume 100 days (pcs.)	116.8147 USD (0)
Ø price 250 days Ø volume 250 days (pcs.)	- USD (-)
YTD High date	- USD (-)
YTD Low date	- USD (-)
52 Weeks High date	- USD (-)
52 Weeks Low date	- USD (-)

Recent Research

on underlying	on sector	on market	
Date		Headline	Download
2024/07/24		Global Equity Ratings	
2024/07/24		Aktienempfehlungen Global	
2024/07/15		Aktienempfehlungen Global	
2024/07/12		Global Equity Ratings	
2024/06/21		Global Equity Ratings	