

# JOHNSON & JOHNSON FUTURE (JNJF) - EUX/202502

2024/08/01 18:58:42

**Price**  
**160.2943** USD

**Difference**  **-0.44% (-0.71)**

### General attributes

Symbol	JNJFG25
Exchange	Eurex
Currency	USD
Security type	Future
Underlying	JOHNSON & JOHNSON
Maturity	02-2025
Contract size	100

### Market data

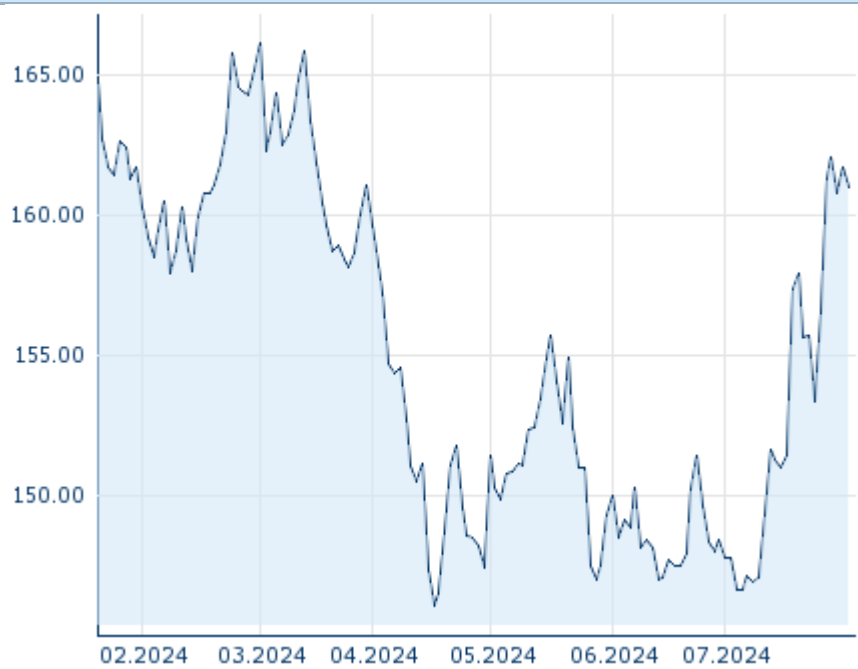
Bid (Bid size)	- USD (-)
Ask (Ask size)	- USD (-)
Open	160.2943 USD
High	160.2943 USD
Low	160.2943 USD
Close (prev. day)	161.0089 USD
Underlying	JOHNSON & JOHNSON
Underlying price (date)	160.40 (24/08/01)
Settlement price (date)	160.29 (24/08/01)
Open Interest	0

### Performance and Risk

	6m	1y	3y
Perf (%)	-0.43%	-	-
Perf (abs.)	-0.69	-	-
Beta	-	-	-
Volatility	16.05	-	-

### Futures and Options

Related Futures	-
Related Options	-












5y

Information about previous performance does not guarantee future performance.  
Source: FactSet

### Price data

Ø price 5 days   Ø volume 5 days (pcs.)	161.3586 USD (0)
Ø price 30 days   Ø volume 30 days (pcs.)	152.4104 USD (0)
Ø price 100 days   Ø volume 100 days (pcs.)	152.6395 USD (0)
Ø price 250 days   Ø volume 250 days (pcs.)	- USD (-)
YTD High   date	- USD (-)
YTD Low   date	- USD (-)
52 Weeks High   date	- USD (-)
52 Weeks Low   date	- USD (-)

### Recent Research

on underlying	on sector	on market	
Date		Headline	Download
2024/07/24		Global Equity Ratings	
2024/07/24		Aktienempfehlungen Global	
2024/07/15		Aktienempfehlungen Global	
2024/07/12		Global Equity Ratings	
2024/06/21		Global Equity Ratings	