

JOHNSON & JOHNSON FUTURE (JNJF) - EUX/202502

2024/05/24 18:41:59

Price
150.9826 USD

Difference  **-0.95% (-1.45)**

General attributes

Symbol JNJFG25
 Exchange Eurex
 Currency USD
 Security type Future
 Underlying JOHNSON & JOHNSON
 Maturity 02-2025
 Contract size 100

Market data

Bid (Bid size) - USD (-)
 Ask (Ask size) - USD (-)
 Open 150.9826 USD
 High 150.9826 USD
 Low 150.9826 USD
 Close (prev. day) 152.4297 USD
 Underlying JOHNSON & JOHNSON
 Underlying price (date) 146.97 (24/05/24)
 Settlement price (date) 150.98 (24/05/24)
 Open Interest 0

Performance and Risk

	6m	1y	3y
Perf (%)	-	-	-
Perf (abs.)	-	-	-
Beta	-	-	-
Volatility	-	-	-

Futures and Options

Related Futures -
 Related Options -












Information about previous performance does not guarantee future performance.
 Source: FactSet

Price data

Ø price 5 days | Ø volume 5 days (pcs.) 153.0058 USD (0)
 Ø price 30 days | Ø volume 30 days (pcs.) 150.8303 USD (0)
 Ø price 100 days | Ø volume 100 days (pcs.) - USD (-)
 Ø price 250 days | Ø volume 250 days (pcs.) - USD (-)
 YTD High | date - USD (-)
 YTD Low | date - USD (-)
 52 Weeks High | date - USD (-)
 52 Weeks Low | date - USD (-)

Recent Research

on underlying on sector on market			
Date		Headline	Download
2024/04/26		Global Equity Ratings	
2024/04/26		Aktienempfehlungen Global	
2024/04/03		Global Equity Ratings	
2024/04/03		Aktienempfehlungen Global	
2024/03/13		Global Equity Ratings	