

JOHNSON & JOHNSON FUTURE (JNJF) - EUX/202502

2024/05/03 18:33:00

Price
150.2917 USD

Difference  **-0.74% (-1.12)**

General attributes

Symbol	JNJFG25
Exchange	Eurex
Currency	USD
Security type	Future
Underlying	JOHNSON & JOHNSON
Maturity	02-2025
Contract size	100

Market data

Bid (Bid size)	- USD (-)
Ask (Ask size)	- USD (-)
Open	150.2917 USD
High	150.2917 USD
Low	150.2917 USD
Close (prev. day)	151.4165 USD
Underlying	JOHNSON & JOHNSON
Underlying price (date)	149.27 (24/05/03)
Settlement price (date)	150.29 (24/05/03)
Open Interest	0

Performance and Risk

	6m	1y	3y
Perf (%)	-	-	-
Perf (abs.)	-	-	-
Beta	-	-	-
Volatility	-	-	-

Futures and Options

Related Futures	-
Related Options	-












Information about previous performance does not guarantee future performance.
Source: FactSet

Price data

Ø price 5 days Ø volume 5 days (pcs.)	149.1781 USD (0)
Ø price 30 days Ø volume 30 days (pcs.)	153.1238 USD (0)
Ø price 100 days Ø volume 100 days (pcs.)	- USD (-)
Ø price 250 days Ø volume 250 days (pcs.)	- USD (-)
YTD High date	- USD (-)
YTD Low date	- USD (-)
52 Weeks High date	- USD (-)
52 Weeks Low date	- USD (-)

Recent Research

on underlying on sector on market			
Date		Headline	Download
2024/04/26		Global Equity Ratings	
2024/04/26		Aktienempfehlungen Global	
2024/04/03		Global Equity Ratings	
2024/04/03		Aktienempfehlungen Global	
2024/03/13		Global Equity Ratings	