

# NESTLÉ S.A. FUTURE (NESG) - EUX/202502

2024/09/05 18:39:24

Price  
**88.8521** CHF

Difference  -1.30% (-1.17)

### General attributes

Symbol	NESGG25
Exchange	Eurex
Currency	CHF
Security type	Future
Underlying	NESTLÉ SA
Maturity	02-2025
Contract size	100

### Market data

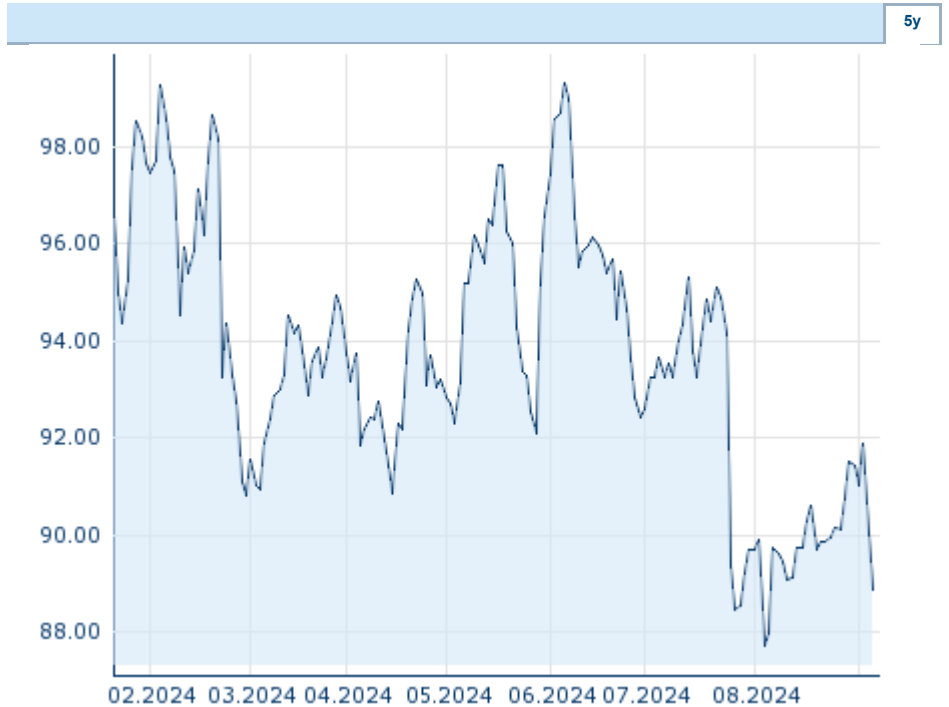
Bid (Bid size)	- CHF (-)
Ask (Ask size)	- CHF (-)
Open	88.8521 CHF
High	88.8521 CHF
Low	88.8521 CHF
Close (prev. day)	90.0179 CHF
Underlying	NESTLÉ SA
Underlying price (date)	88.48 (24/09/05)
Settlement price (date)	88.85 (24/09/05)
Open Interest	0

### Performance and Risk

	6m	1y	3y
Perf (%)	-2.29%	-	-
Perf (abs.)	-2.08	-	-
Beta	-	-	-
Volatility	16.26	-	-

### Futures and Options

Related Futures	-
Related Options	-












Information about previous performance does not guarantee future performance.  
Source: FactSet

### Price data

Ø price 5 days   Ø volume 5 days (pcs.)	90.6394 CHF (0)
Ø price 30 days   Ø volume 30 days (pcs.)	89.7855 CHF (0)
Ø price 100 days   Ø volume 100 days (pcs.)	93.2405 CHF (0)
Ø price 250 days   Ø volume 250 days (pcs.)	- CHF (-)
YTD High   date	- CHF (-)
YTD Low   date	- CHF (-)
52 Weeks High   date	- CHF (-)
52 Weeks Low   date	- CHF (-)

### Recent Research

on underlying	on sector	on market	
Date		Headline	Download
2024/09/05		Global Equity Ratings	
2024/09/05		Aktienempfehlungen Global	
2024/08/12		Global Equity Ratings	
2024/08/12		Aktienempfehlungen Global	
2024/07/24		Global Equity Ratings	