

NESTLÉ S.A. FUTURE (NESG) - EUX/202502

2024/07/29 18:35:33

Price
88.5609 CHF

Difference  0.11% (0.10)

General attributes

Symbol	NESGG25
Exchange	Eurex
Currency	CHF
Security type	Future
Underlying	NESTLÉ SA
Maturity	02-2025
Contract size	100

Market data

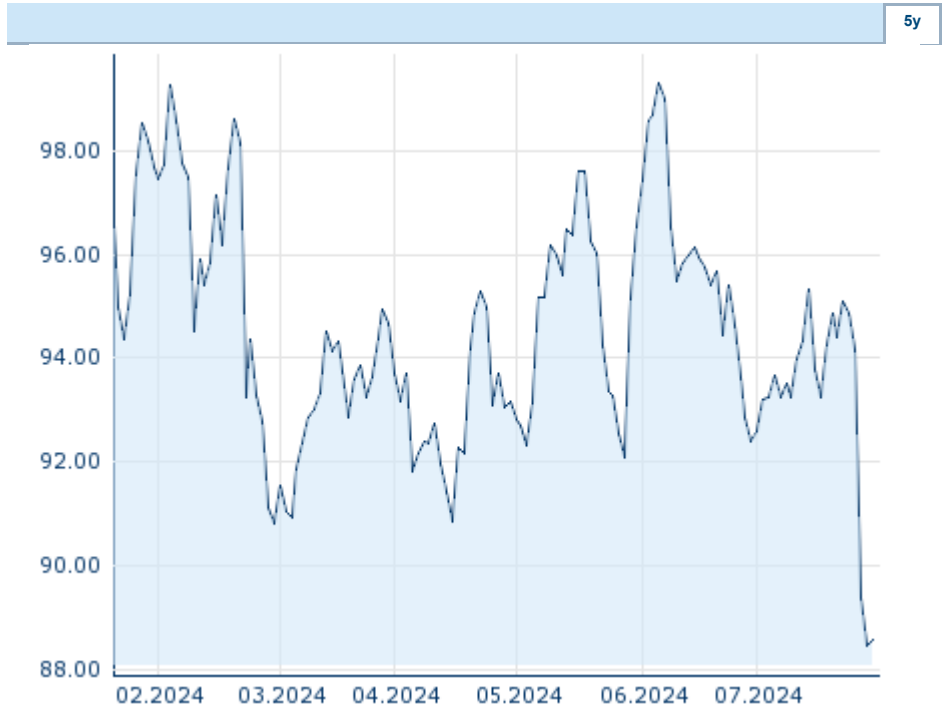
Bid (Bid size)	- CHF (-)
Ask (Ask size)	- CHF (-)
Open	88.5609 CHF
High	88.5609 CHF
Low	88.5609 CHF
Close (prev. day)	88.4627 CHF
Underlying	NESTLÉ SA
Underlying price (date)	88.02 (24/07/29)
Settlement price (date)	88.56 (24/07/29)
Open Interest	0

Performance and Risk

	6m	1y	3y
Perf (%)	-10.11%	-	-
Perf (abs.)	-9.96	-	-
Beta	-	-	-
Volatility	18.44	-	-

Futures and Options

Related Futures	-
Related Options	-












Information about previous performance does not guarantee future performance.
Source: FactSet

Price data

Ø price 5 days Ø volume 5 days (pcs.)	91.0848 CHF (0)
Ø price 30 days Ø volume 30 days (pcs.)	93.5860 CHF (0)
Ø price 100 days Ø volume 100 days (pcs.)	94.1562 CHF (0)
Ø price 250 days Ø volume 250 days (pcs.)	- CHF (-)
YTD High date	- CHF (-)
YTD Low date	- CHF (-)
52 Weeks High date	- CHF (-)
52 Weeks Low date	- CHF (-)

Recent Research

on underlying	on sector	on market	
Date		Headline	Download
2024/07/24		Global Equity Ratings	
2024/07/24		Aktienempfehlungen Global	
2024/07/15		Aktienempfehlungen Global	
2024/07/12		Global Equity Ratings	
2024/06/21		Global Equity Ratings	