

ADIDAS AG FUTURE (ADSG) - EUX/202502

2024/05/16 18:30:26

Price
236.5197 EUR

Difference  -0.80% (-1.90)

General attributes

Symbol	ADSGG25
Exchange	Eurex
Currency	EUR
Security type	Future
Underlying	ADIDAS AG
Maturity	02-2025
Contract size	100

Market data

Bid (Bid size)	- EUR (-)
Ask (Ask size)	- EUR (-)
Open	236.5197 EUR
High	236.5197 EUR
Low	236.5197 EUR
Close (prev. day)	238.422 EUR
Underlying	ADIDAS AG
Underlying price (date)	230.30 (24/05/16)
Settlement price (date)	236.52 (24/05/16)
Open Interest	0

Performance and Risk

	6m	1y	3y
Perf (%)	-	-	-
Perf (abs.)	-	-	-
Beta	-	-	-
Volatility	-	-	-

Futures and Options

Related Futures	-
Related Options	-












Information about previous performance does not guarantee future performance.
Source: FactSet

Price data

Ø price 5 days Ø volume 5 days (pcs.)	233.8747 EUR (0)
Ø price 30 days Ø volume 30 days (pcs.)	225.0620 EUR (0)
Ø price 100 days Ø volume 100 days (pcs.)	- EUR (-)
Ø price 250 days Ø volume 250 days (pcs.)	- EUR (-)
YTD High date	- EUR (-)
YTD Low date	- EUR (-)
52 Weeks High date	- EUR (-)
52 Weeks Low date	- EUR (-)

Recent Research

on underlying	on sector	on market	
Date		Headline	Download
2024/04/26		Global Equity Ratings	
2024/04/26		Aktienempfehlungen Global	
2024/04/03		Global Equity Ratings	
2024/04/03		Aktienempfehlungen Global	
2024/03/13		Global Equity Ratings	