

SAFRAN FUTURE (SEJF) - EUX/202502

2024/07/26 18:35:51

Price
208.088 EURDifference  1.94% (3.97)

General attributes

Symbol	SEJFG25
Exchange	Eurex
Currency	EUR
Security type	Future
Underlying	SAFRAN SA
Maturity	02-2025
Contract size	100

Market data

Bid (Bid size)	- EUR (-)
Ask (Ask size)	- EUR (-)
Open	208.088 EUR
High	208.088 EUR
Low	208.088 EUR
Close (prev. day)	204.1187 EUR
Underlying	SAFRAN SA
Underlying price (date)	203.40 (24/07/26)
Settlement price (date)	208.09 (24/07/26)
Open Interest	0

Performance and Risk

	6m	1y	3y
Perf (%)	+16.55%	-	-
Perf (abs.)	+29.55	-	-
Beta	-	-	-
Volatility	19.60	-	-

Futures and Options

Related Futures	-
Related Options	-

5y











Information about previous performance does not guarantee future performance.
Source: FactSet

Price data

Ø price 5 days Ø volume 5 days (pcs.)	206.677 EUR (0)
Ø price 30 days Ø volume 30 days (pcs.)	206.880 EUR (0)
Ø price 100 days Ø volume 100 days (pcs.)	210.742 EUR (0)
Ø price 250 days Ø volume 250 days (pcs.)	- EUR (-)
YTD High date	- EUR (-)
YTD Low date	- EUR (-)
52 Weeks High date	- EUR (-)
52 Weeks Low date	- EUR (-)

Recent Research

on sector		on market	
Date		Headline	Download
2024/07/24		Global Equity Ratings	
2024/07/24		Aktienempfehlungen Global	
2024/07/15		Aktienempfehlungen Global	
2024/07/12		Global Equity Ratings	
2024/07/09		Aktienempfehlungen Österreich	