

## KESKO CORPORATION A

ISIN: **FI0009007900** WKN: **KESKOA**

## Overview

2024/09/13 18:00:00

Price  
17.80 EURDifference  -2.09% (-0.38)

## General attributes

ISIN	FI0009007900
Symbol	KESKOA
Exchange	Nasdaq Helsinki
Currency	EUR
Sector	Commerce
Security type	Stock
Market cap (m)	4,851 EUR
Benchmark	OMX HELSINKI 25

## Market data

Bid (Bid size)	17.84 EUR (46)
Ask (Ask size)	17.98 EUR (800)
Open	18.38 EUR
High	18.38 EUR
Low	17.74 EUR
Close (prev. day)	18.18 EUR
VWAP	17.9218 EUR
Volume (pcs)	16,934
Trading volume	303,484.96
Number of trades	258
Last size	-

## Futures and Options











Related Futures	-
Related Options	-

5y



Information about previous performance does not guarantee future performance.  
Source: FactSet

## Recent research

on sector	on market		
Date		Headline	Download
2024/09/11		Global Equity Ratings	
2024/09/11		Aktienempfehlungen Global	
2024/09/05		Global Equity Ratings	
2024/09/05		Aktienempfehlungen Global	
2024/08/12		Global Equity Ratings	

## Details

2024/09/13 18:00:00

**Price**  
17.80 EUR

**Difference** ▼ -2.09% (-0.38)

## General attributes

ISIN	F10009007900
Symbol	KESKOA
Exchange	Nasdaq Helsinki
Currency	EUR
Sector	Commerce
Security type	Stock
Market cap (m)	4,851 EUR
Benchmark	OMX HELSINKI 25

## Market data

Bid (Bid size)	17.84 EUR (46)
Ask (Ask size)	17.98 EUR (800)
Open	18.38 EUR
High	18.38 EUR
Low	17.74 EUR
Close (prev. day)	18.18 EUR
VWAP	17.9218 EUR
Volume (pcs)	16,934
Trading volume	303,484.96
Number of trades	258
Last size	-

## Performance and Risk

	6m	1y	3y
Perf (%)	+2.18%	+1.02%	-38.30%
Perf (abs.)	+0.38	+0.18	-11.05
Beta	-	-	-
Volatility	19.95	20.59	24.69



Information about previous performance does not guarantee future performance.  
Source: FactSet

## Price data

Ø price 5 days   Ø volume 5 days (pcs.)	18.28 EUR (12,006)
Ø price 30 days   Ø volume 30 days (pcs.)	18.12 EUR (16,536)
Ø price 100 days   Ø volume 100 days (pcs.)	17.37 EUR (21,619)
Ø price 250 days   Ø volume 250 days (pcs.)	17.38 EUR (22,829)
YTD High   date	19.26 EUR (2024/01/30)
YTD Low   date	16.06 EUR (2024/04/25)
52 Weeks High   date	19.26 EUR (2024/01/30)
52 Weeks Low   date	15.26 EUR (2023/10/25)

## All listings for KESKO CORPORATION A

Exchange	Date	Time	Price	Trading volume (mio.)	Number of trades
Nasdaq Helsinki	2024/09/13	18:00	17.80 EUR	0.30	258
London Stock Exchange	2024/09/13	17:37	17.80 EUR	0.01	1
Frankfurt	2024/09/13	21:39	17.70 EUR	0.00	3
Duesseldorf	2024/09/13	08:12	18.06 EUR	0.00	3
Berlin	2024/09/13	21:43	17.80 EUR	0.00	19



## Company profile

### Company Logo



### Contact Details

KESKO OYJ

--

Työpajankatu 12 - 00580 Helsinki

Telefon: +358-10-5311

Fax: +358-9-174-398

E-mail: -

### Company Profile

-

#### Members of Management Board

Jorma Rauhala Chairman of Managing Board

Ari Akseli Member of Executive Committee

Jukka Erlund Member of Executive Committee

Karoliina Partanen Member of Executive Committee

Matti Mettälä Member of Executive Committee

Riikka Joukio Member of Executive Committee

#### Board of directors

Esa Mikael Kiiskinen Chairman of Supervisory Board

Piia Karhu Member of Supervisory Board

Timo Olavi Ritakallio Member of Supervisory Board

Jannica Charlotta E. Fagerholm Member of Supervisory Board

Jussi Perälä Member of Supervisory Board

Pauli Jaakola Member of Supervisory Board

Peter Thor Fagernäs Member of Supervisory Board