

## MARIMEKKO OYJ

ISIN: **FI0009007660** WKN: **MMO1V**

## Overview

2024/05/07 17:29:51

Price

12.92 EUR

Difference  -1.07% (-0.14)

## General attributes

ISIN	FI0009007660
Symbol	MEKKO
Exchange	Nasdaq Helsinki
Currency	EUR
Sector	Consumer Products
Security type	Stock
Market cap (m)	525 EUR
Benchmark	OMX HELSINKI 25

## Market data

Bid (Bid size)	12.90 EUR (71)
Ask (Ask size)	12.94 EUR (2)
Open	13.10 EUR
High	13.28 EUR
Low	12.84 EUR
Close (prev. day)	13.06 EUR
VWAP	13.065744 EUR
Volume (pcs)	27,435
Trading volume	358,539.25
Number of trades	372
Last size	52

## Futures and Options




Related Futures	-
Related Options	-

5y



Information about previous performance does not guarantee future performance.  
Source: FactSet

## Recent research

on sector	on market		
Date	Headline		Download
2024/04/29	 Aktienempfehlungen Österreich		
2024/04/26	 Equity Weekly		
2024/04/26	 Global Equity Ratings		
2024/04/26	 Aktienempfehlungen Global		
2024/04/19	 Equity Weekly		

## Details

2024/05/07 17:29:51

## Price

12.92 EUR

Difference ▼ -1.07% (-0.14)

## General attributes

ISIN	F10009007660
Symbol	MEKKO
Exchange	Nasdaq Helsinki
Currency	EUR
Sector	Consumer Products
Security type	Stock
Market cap (m)	525 EUR
Benchmark	OMX HELSINKI 25

## Market data

Bid (Bid size)	12.90 EUR (71)
Ask (Ask size)	12.94 EUR (2)
Open	13.10 EUR
High	13.28 EUR
Low	12.84 EUR
Close (prev. day)	13.06 EUR
VWAP	13.065744 EUR
Volume (pcs)	27,435
Trading volume	358,539.25
Number of trades	372
Last size	52

## Performance and Risk

	6m	1y	3y
Perf (%)	+12.45%	+33.40%	+26.67%
Perf (abs.)	+1.43	+3.24	+2.72
Beta	0.67	0.80	1.03
Volatility	31.71	34.64	39.21

5y



Information about previous performance does not guarantee future performance.  
Source: FactSet

## Price data

Ø price 5 days   Ø volume 5 days (pcs.)	12.90 EUR (13,652)
Ø price 30 days   Ø volume 30 days (pcs.)	12.54 EUR (19,982)
Ø price 100 days   Ø volume 100 days (pcs.)	12.64 EUR (28,708)
Ø price 250 days   Ø volume 250 days (pcs.)	11.15 EUR (29,768)
YTD High   date	13.89 EUR (2024/01/31)
YTD Low   date	10.82 EUR (2024/02/15)
52 Weeks High   date	13.89 EUR (2024/01/31)
52 Weeks Low   date	8.56 EUR (2023/05/31)

## Arbitrage views

Exchange	Date	Time	Price	Trading volume (mio.)	Number of trades
Stuttgart	2024/05/07	13:25	13.08 EUR	0.00	8
Nasdaq Helsinki	2024/05/07	17:29	12.92 EUR	0.36	372
Munich	2024/05/07	08:06	12.98 EUR	0.00	2
London Stock Exchange	2023/09/29	17:38	10.51 EUR	0.01	2
Frankfurt	2024/05/07	21:49	12.82 EUR	0.00	3

	07						
FINRA other OTC Issues	2024/05/ 06	20:28	14.435 USD	0.00		1	
Duesseldorf	2024/05/ 07	08:12	12.98 EUR	0.00		3	

## Company profile

### Company Logo

**marimekko**

### Company Profile

-

### Contact Details

MARIMEKKO

--

Puusepankatu 4 00880 Helsinki

Telefon: +358 9 75871

Fax: +358 9 755 3051

E-mail: [info@marimekko.com](mailto:info@marimekko.com)