

CITYCON OYJ

ISIN:

FI4000369947

WKN: CTY1S

Overview

2022/08/19 12:21:37

Price

7.175 EUR

Difference  -0.14% (-0.01)

General attributes

ISIN	FI4000369947
Symbol	CTY1S
Exchange	Nasdaq Helsinki
Currency	EUR
Sector	Other
Security type	Stock
Market cap (m)	1,207 EUR
Benchmark	OMX HELSINKI 25

Market data

Bid (Bid size)	7.165 EUR (370)
Ask (Ask size)	7.18 EUR (352)
Open	7.185 EUR
High	7.185 EUR
Low	7.12 EUR
Close (prev. day)	7.185 EUR
VWAP	7.150401 EUR
Volume (pcs)	52,644
Trading volume	376,425.93
Number of trades	229
Last size	67

Futures and Options

Related Futures	-
Related Options	-








5y



Information about previous performance does not guarantee future performance.

Source: FactSet

Recent research

on sector		on market	
Date		Headline	Download
2022/08/18		Global Equity Ratings	
2022/08/18		Aktienempfehlungen Global	
2022/08/12		Equity Weekly	
2022/08/08		Global Equity Ratings	
2022/08/08		Aktienempfehlungen Global	

Details

2022/08/19 12:21:37

Price

7.175 EUR

Difference  -0.14% (-0.01)

General attributes

ISIN	FI4000369947
Symbol	CTY1S
Exchange	Nasdaq Helsinki
Currency	EUR
Sector	Other
Security type	Stock
Market cap (m)	1,207 EUR
Benchmark	OMX HELSINKI 25

Market data

Bid (Bid size)	7.165 EUR (370)
Ask (Ask size)	7.18 EUR (352)
Open	7.185 EUR
High	7.185 EUR
Low	7.12 EUR
Close (prev. day)	7.185 EUR
VWAP	7.150401 EUR
Volume (pcs)	52,644
Trading volume	376,425.93
Number of trades	229
Last size	67

Performance and Risk

	6m	1y	3y
Perf (%)	+1.34%	-3.30%	-23.16%
Perf (abs.)	+0.10	-0.25	-2.17
Beta	0.33	0.37	0.65
Volatility	24.26	20.91	28.64

5y



Information about previous performance does not guarantee future performance.

Source: FactSet

Price data

Ø price 5 days Ø volume 5 days (pcs.)	7.325 EUR (239,634)
Ø price 30 days Ø volume 30 days (pcs.)	6.956 EUR (194,171)
Ø price 100 days Ø volume 100 days (pcs.)	6.962 EUR (300,779)
Ø price 250 days Ø volume 250 days (pcs.)	7.012 EUR (397,437)
YTD High date	7.600 EUR (2022/05/30)
YTD Low date	6.320 EUR (2022/03/07)
52 Weeks High date	7.605 EUR (2021/09/01)
52 Weeks Low date	6.320 EUR (2022/03/07)

Arbitrage views

Exchange 	Date	Time	Price	Trading volume (mio.)	Number of trades
Stuttgart	2022/08/19	12:25	7.16 EUR	0.00	5
Nasdaq Helsinki	2022/08/19	12:21	7.175 EUR	0.38	229
Munich	2022/08/19	08:05	7.275 EUR	0.00	1
London Stock Exchange European Trade Reporting	2022/08/18	17:25	7.42 EUR	0.00	1
Frankfurt	2022/08/12	08:12	7.08 EUR	0.00	1

	08/19					
FINRA other OTC Issues	2020/ 04/16	16:32	6.0158 USD	0.02		1
Duesseldorf	2022/ 08/19	11:00	7.135 EUR	0.00		5
Berlin	2022/ 08/19	11:55	7.15 EUR	0.00		5

Company profile

Company Logo



Company Profile

-

Contact Details

CITYCON

--

P.esplanadi 35 A B - 00100 Helsinki

Telefon: +358 9 680 3670

Fax: +358 9 680 36788

E-mail: -