

STOCKMANN OYJ ABP

ISIN: **FI0009000251** WKN:

-

Overview

2022/09/26 17:29:40

Price
2.03 EURDifference  1.25% (0.03)

General attributes

ISIN	FI0009000251
Symbol	STOCKA
Exchange	Nasdaq Helsinki
Currency	EUR
Sector	Commerce
Security type	Stock
Market cap (m)	316 EUR
Benchmark	OMX HELSINKI 25

Market data

Bid (Bid size)	2.015 EUR (2,652)
Ask (Ask size)	2.03 EUR (12)
Open	1.988 EUR
High	2.035 EUR
Low	1.97 EUR
Close (prev. day)	2.005 EUR
VWAP	1.999742 EUR
Volume (pcs)	325,081
Trading volume	650,072.48
Number of trades	438
Last size	1,132

Futures and Options











Related Futures	-
Related Options	-

5y



Information about previous performance does not guarantee future performance.
Source: FactSet

Recent research

on sector		on market	
Date		Headline	Download
2022/09/26		Global Equity Ratings	
2022/09/26		Aktienempfehlungen Global	
2022/09/01		Global Equity Ratings	
2022/09/01		Aktienempfehlungen Global	
2022/08/25		Global Equity Ratings	

Details

2022/09/26 17:29:40

Price
2.03 EUR

Difference ▲ 1.25% (0.03)

General attributes

ISIN	F10009000251
Symbol	STOCKA
Exchange	Nasdaq Helsinki
Currency	EUR
Sector	Commerce
Security type	Stock
Market cap (m)	316 EUR
Benchmark	OMX HELSINKI 25

Market data

Bid (Bid size)	2.015 EUR (2,652)
Ask (Ask size)	2.03 EUR (12)
Open	1.988 EUR
High	2.035 EUR
Low	1.97 EUR
Close (prev. day)	2.005 EUR
VWAP	1.999742 EUR
Volume (pcs)	325,081
Trading volume	650,072.48
Number of trades	438
Last size	1,132

Performance and Risk

	6m	1y	3y
Perf (%)	+9.38%	+29.30%	-10.96%
Perf (abs.)	+0.17	+0.46	-0.25
Beta	0.71	1.04	0.90
Volatility	55.87	53.05	60.87

5y



Information about previous performance does not guarantee future performance.
Source: FactSet

Price data

Ø price 5 days Ø volume 5 days (pcs.)	2.06 EUR (235,630)
Ø price 30 days Ø volume 30 days (pcs.)	2.35 EUR (284,601)
Ø price 100 days Ø volume 100 days (pcs.)	2.47 EUR (398,370)
Ø price 250 days Ø volume 250 days (pcs.)	2.10 EUR (429,156)
YTD High date	3.26 EUR (2022/08/12)
YTD Low date	1.46 EUR (2022/03/07)
52 Weeks High date	3.26 EUR (2022/08/12)
52 Weeks Low date	1.41 EUR (2021/10/06)

Arbitrage views

Exchange ⊕	Date	Time	Price	Trading volume (mio.)	Number of trades
Stuttgart	2022/09/26	15:46	1.922 EUR	0.00	5
Nasdaq Helsinki	2022/09/26	17:29	2.03 EUR	0.65	438
Munich	2022/09/26	08:02	1.992 EUR	0.00	1
London Stock Exchange	2019/03/29	17:25	2.1225 EUR	0.00	2
Frankfurt	2022/09/26	08:04	1.986 EUR	0.00	1

	26					
Berlin	2022/09/ 26	21:34	2.02 EUR	0.00		15

Company profile

Company Logo



Company Profile

-

Contact Details

STOCKMANN

--

Aleksanterinkatu52b - 00101 Helsinki

Telefon: +358 9 1211

Fax: +358 9 121 3101

E-mail: -