

STOCKMANN OYJ ABP

ISIN: **FI0009000251** WKN:

-

Overview

2022/08/12 17:29:35

Price

3.015 EUR

Difference  -2.27% (-0.07)

General attributes

ISIN	FI0009000251
Symbol	STOCKA
Exchange	Nasdaq Helsinki
Currency	EUR
Sector	Commerce
Security type	Stock
Market cap (m)	470 EUR
Benchmark	OMX HELSINKI 25

Market data

Bid (Bid size)	3.015 EUR (23)
Ask (Ask size)	3.035 EUR (2,338)
Open	3.115 EUR
High	3.26 EUR
Low	3.00 EUR
Close (prev. day)	3.085 EUR
VWAP	3.124595 EUR
Volume (pcs)	793,150
Trading volume	2,479,556.69
Number of trades	1,193
Last size	243

Futures and Options

Related Futures	-
Related Options	-











5y



Information about previous performance does not guarantee future performance.

Source: FactSet

Recent research

on sector		on market	
Date		Headline	Download
2022/08/08		Global Equity Ratings	
2022/08/08		Aktienempfehlungen Global	
2022/07/25		Global Equity Ratings	
2022/07/25		Aktienempfehlungen Global	
2022/07/19		Aktienempfehlungen Global	

Details

2022/08/12 17:29:35

Price

3.015 EUR

Difference ▼ -2.27% (-0.07)

General attributes

ISIN	FI0009000251
Symbol	STOCKA
Exchange	Nasdaq Helsinki
Currency	EUR
Sector	Commerce
Security type	Stock
Market cap (m)	470 EUR
Benchmark	OMX HELSINKI 25

Market data

Bid (Bid size)	3.015 EUR (23)
Ask (Ask size)	3.035 EUR (2,338)
Open	3.115 EUR
High	3.26 EUR
Low	3.00 EUR
Close (prev. day)	3.085 EUR
VWAP	3.124595 EUR
Volume (pcs)	793,150
Trading volume	2,479,556.69
Number of trades	1,193
Last size	243

Performance and Risk

	6m	1y	3y
Perf (%)	+56.06%	+79.46%	+41.22%
Perf (abs.)	+1.08	+1.34	+0.88
Beta	0.72	0.87	0.61
Volatility	60.53	53.41	60.62

5y



Information about previous performance does not guarantee future performance.
Source: FactSet

Price data

Ø price 5 days Ø volume 5 days (pcs.)	2.958 EUR (557,969)
Ø price 30 days Ø volume 30 days (pcs.)	2.693 EUR (594,230)
Ø price 100 days Ø volume 100 days (pcs.)	2.311 EUR (443,426)
Ø price 250 days Ø volume 250 days (pcs.)	2.017 EUR (445,524)
YTD High date	3.260 EUR (2022/08/12)
YTD Low date	1.460 EUR (2022/03/07)
52 Weeks High date	3.260 EUR (2022/08/12)
52 Weeks Low date	1.406 EUR (2021/10/06)

Arbitrage views

Exchange	Date	Time	Price	Trading volume (mio.)	Number of trades
Stuttgart	2022/08/12	14:30	2.925 EUR	0.00	4
Nasdaq Helsinki	2022/08/12	17:29	3.015 EUR	2.48	1,193
London Stock Exchange	2019/03/29	17:25	2.1225 EUR	0.00	2
Frankfurt	2022/08/12	08:01	3.045 EUR	0.00	1
Berlin	2022/08/12	21:34	3.035 EUR	0.00	15

Company profile

Company Logo



Company Profile

-

Contact Details

STOCKMANN

--

Aleksanterinkatu52b - 00101 Helsinki

Telefon: +358 9 1211

Fax: +358 9 121 3101

E-mail: -