

ACLARION INC COM USD0.00001(POST SPLIT)

ISIN: **US6551872012** WKN: **655187201**

Overview











2024/01/03 08:11:28		5y	
Price	3.024 EUR		
Difference		5.88% (0.17)	
General attributes			
ISIN	US6551872012		
Symbol	ACON		
Exchange	Berlin		
Currency	EUR		
Sector	-		
Security type	Stock		
Market cap (m)	2 EUR		
Benchmark	S&P 500		
Market data			
Bid (Bid size)	-		
Ask (Ask size)	-		
Open	3.024 EUR		
High	3.024 EUR		
Low	3.024 EUR		
Close (prev. day)	2.856 EUR		
VWAP	-		
Volume (pcs)	0		
Trading volume	0.00		
Number of trades	3		
Last size	0		
Futures and Options			
Related Futures	-		
Related Options	-		

Chart not available

Information about previous performance does not guarantee future performance.
Source: FactSet

Recent research			
on market			
Date		Headline	Download
2024/05/08		Marktkommentar	
2024/05/06		Anzeichen für eine wirtschaftliche Wende?	
2024/04/26		Global Equity Ratings	
2024/04/26		Aktienempfehlungen Global	
2024/04/03		Global Equity Ratings	

Details

2024/01/03 08:11:28

5y

Price

3.024 EUR

Difference ▲ 5.88% (0.17)

General attributes


ISIN	US6551872012
Symbol	ACON
Exchange	Berlin
Currency	EUR
Sector	-
Security type	Stock
Market cap (m)	2 EUR
Benchmark	S&P 500

Market data

Bid (Bid size)	-
Ask (Ask size)	-
Open	3.024 EUR
High	3.024 EUR
Low	3.024 EUR
Close (prev. day)	2.856 EUR
VWAP	-
Volume (pcs)	0
Trading volume	0.00
Number of trades	3
Last size	0

Performance and Risk

	6m	1y	3y
Perf (%)	-	-	-
Perf (abs.)	-	-	-
Beta	-3.79	-1.86	0.27
Volatility	-	-	-



Information about previous performance does not guarantee future performance.
Source: FactSet

Price data

Ø price 5 days Ø volume 5 days (pcs.)	- EUR (-)
Ø price 30 days Ø volume 30 days (pcs.)	- EUR (-)
Ø price 100 days Ø volume 100 days (pcs.)	- EUR (-)
Ø price 250 days Ø volume 250 days (pcs.)	- EUR (-)
YTD High date	0.189 EUR (2024/01/03)
YTD Low date	0.179 EUR (2024/01/02)
52 Weeks High date	- EUR (-)
52 Weeks Low date	- EUR (-)

Arbitrage views

Exchange	Date	Time	Price	Trading volume (mio.)	Number of trades
Nasdaq	2024/05/10	22:00	0.2766 USD	0.11	754
Berlin	2024/01/03	08:11	3.024 EUR	0.00	3

Company profile

Company Logo

Company Profile

Contact Details

ACLARION INC.

--

Telefon: -

Fax: -

E-mail: -