


NOK/HUF (NOK) - BUD/20251217

2024/07/18 03:54:17

Price
33.9219 HUF

Difference  **-0.81% (-0.28)**

General attributes

Symbol NOK1225

Exchange Budapest Stock Exchange

Currency HUF

Security type Future

Underlying NORWEGIAN KRONER / HUNGARIAN FORINT (NOK/HUF)

Maturity 12-2025

Contract size 10,000

Market data

Bid (Bid size) - HUF (-)

Ask (Ask size) - HUF (-)

Open 33.9219 HUF

High -

Low -

Close (prev. day) 34.1988 HUF

Underlying NORWEGIAN KRONER / HUNGARIAN FORINT (NOK/HUF)

Underlying price (date) - (-)

Settlement price (date) - (-)

Open Interest 0

Performance and Risk

	6m	1y	3y
Perf (%)	-	-	-
Perf (abs.)	-	-	-
Beta	-	-	-
Volatility	-	-	-

Futures and Options

Related Futures -

Related Options -



Information about previous performance does not guarantee future performance.
 Source: FactSet

Price data

Ø price 5 days | Ø volume 5 days (pcs.) - HUF (-)

Ø price 30 days | Ø volume 30 days (pcs.) - HUF (-)

Ø price 100 days | Ø volume 100 days (pcs.) - HUF (-)

Ø price 250 days | Ø volume 250 days (pcs.) - HUF (-)















YTD High | date - HUF (-)

YTD Low | date - HUF (-)

52 Weeks High | date - HUF (-)

52 Weeks Low | date - HUF (-)

Recent Research

on underlying		on market	
Date		Headline	Download
2024/07/15	 	Data mix in the week to come	
2024/07/09	 	Energy prices delivered the pretty figure	
2024/07/08	 	Central bank meeting in Serbia and June's inflation	
2024/07/05	 	Industry surprised to the downside	
2024/07/05	 	From a distance, it is beautiful	