

EURO/TRY FUTURES (WITH HUF SETTLEMENT) (EUR-TRY) - BUD/20251217

2024/10/18 03:52:23

Price
57.3779 TRY

Difference  -0.14% (-0.08)

General attributes

Symbol	EUR-TRY1225
Exchange	Budapest Stock Exchange
Currency	TRY
Security type	Future
Underlying	EURO / TURKISH LIRA (EUR/TRY)
Maturity	12-2025
Contract size	1,000

Market data

Bid (Bid size)	- TRY (-)
Ask (Ask size)	- TRY (-)
Open	57.3779 TRY
High	-
Low	-
Close (prev. day)	57.4584 TRY
Underlying	EURO / TURKISH LIRA (EUR/TRY)
Underlying price (date)	37.197 (24/10/18)
Settlement price (date)	- (-)
Open Interest	0

Performance and Risk

	6m	1y	3y
Perf (%)	-	-	-
Perf (abs.)	-	-	-
Beta	-	-	-
Volatility	-	-	-

Futures and Options

Related Futures	-
Related Options	-

5y












Information about previous performance does not guarantee future performance.
Source: FactSet

Price data

Ø price 5 days Ø volume 5 days (pcs.)	- TRY (-)
Ø price 30 days Ø volume 30 days (pcs.)	- TRY (-)
Ø price 100 days Ø volume 100 days (pcs.)	- TRY (-)
Ø price 250 days Ø volume 250 days (pcs.)	- TRY (-)
YTD High date	- TRY (-)
YTD Low date	- TRY (-)
52 Weeks High date	- TRY (-)
52 Weeks Low date	- TRY (-)

Recent Research

on market		
Date	Headline	Download
2024/10/15	 Endgültige Inflationszahlen und Handelsdaten	
2024/10/13	 Final inflation numbers and trade data	
2024/10/10	 CEE is not finished with monetary easing, rates will fall further	
2024/10/10	 EU News Monthly October 2024	
2024/10/08	 Global Strategy 4Q 2024	