

USD/NOK FUTURE (FCUN) - EUX/202612

2024/07/26 15:32:28

Price
10.8956 NOK

Difference  **-0.69% (-0.08)**

General attributes

Symbol	FCUNZ26
Exchange	Eurex
Currency	NOK
Security type	Future
Underlying	US DOLLAR / NORWEGIAN KRONER (USD/NOK)
Maturity	12-2026
Contract size	1

Market data

Bid (Bid size)	- NOK (-)
Ask (Ask size)	- NOK (-)
Open	10.8956 NOK
High	10.8956 NOK
Low	10.8956 NOK
Close (prev. day)	10.9710 NOK
Underlying	US DOLLAR / NORWEGIAN KRONER (USD/NOK)
Underlying price (date)	11.0233 (24/07/27)
Settlement price (date)	10.90 (24/07/26)
Open Interest	0

Performance and Risk

	6m	1y	3y
Perf (%)	+6.47%	-	-
Perf (abs.)	+0.66	-	-
Beta	-	-	-
Volatility	8.77	-	-

Futures and Options

Related Futures	-
Related Options	-

5y









Information about previous performance does not guarantee future performance.
Source: FactSet

Price data

Ø price 5 days Ø volume 5 days (pcs.)	10.9121 NOK (0)
Ø price 30 days Ø volume 30 days (pcs.)	10.6110 NOK (0)
Ø price 100 days Ø volume 100 days (pcs.)	10.5555 NOK (0)
Ø price 250 days Ø volume 250 days (pcs.)	- NOK (-)
YTD High date	10.9710 NOK (2024/07/25)
YTD Low date	10.0218 NOK (2024/01/02)
52 Weeks High date	- NOK (-)
52 Weeks Low date	- NOK (-)

Recent Research

on market		
Date	Headline	Download
2024/07/25	 CEE Special Report Can we work more for longer?	
2024/07/22	 CEE Baltics Economic performance further diverges	
2024/07/22	 Märkte preisen Trump noch nicht ein	
2024/07/22	 Will Hungarian central bank pause or continue with monetary easing?	
2024/07/18	 Western Balkan and the EU - who is ready?	