

EUR/NOK FUTURE (FCNK) - EUX/202612

2024/10/18 15:30:38

Price
12.2306 NOK

Difference  **-0.28% (-0.03)**

General attributes

Symbol	FCNKZ26
Exchange	Eurex
Currency	NOK
Security type	Future
Underlying	EURO / NORWEGIAN KRONER (EUR/NOK)
Maturity	12-2026
Contract size	1

Market data

Bid (Bid size)	- NOK (-)
Ask (Ask size)	- NOK (-)
Open	12.2306 NOK
High	12.2306 NOK
Low	12.2306 NOK
Close (prev. day)	12.2646 NOK
Underlying	EURO / NORWEGIAN KRONER (EUR/NOK)
Underlying price (date)	11.8115 (24/10/18)
Settlement price (date)	12.23 (24/10/18)
Open Interest	0

Performance and Risk

	6m	1y	3y
Perf (%)	+1.16%	-	-
Perf (abs.)	+0.14	-	-
Beta	-	-	-
Volatility	8.52	-	-

Futures and Options

Related Futures	-
Related Options	-

5y







Information about previous performance does not guarantee future performance.
Source: FactSet

Price data

Ø price 5 days Ø volume 5 days (pcs.)	12.2021 NOK (0)
Ø price 30 days Ø volume 30 days (pcs.)	12.0678 NOK (0)
Ø price 100 days Ø volume 100 days (pcs.)	11.9009 NOK (0)
Ø price 250 days Ø volume 250 days (pcs.)	- NOK (-)
YTD High date	12.2881 NOK (2024/08/05)
YTD Low date	11.4573 NOK (2024/06/20)
52 Weeks High date	- NOK (-)
52 Weeks Low date	- NOK (-)

Recent Research

on market		
Date	Headline	Download
2024/10/15	 Endgültige Inflationszahlen und Handelsdaten	
2024/10/13	 Final inflation numbers and trade data	
2024/10/10	 CEE is not finished with monetary easing, rates will fall further	
2024/10/10	 EU News Monthly October 2024	
2024/10/08	 Global Strategy 4Q 2024	