

# FX EUR/AUD FUTURE (FCEA) - EUX/202612

2024/05/16 16:11:39

**Price**  
1.6819 AUD

**Difference**  -0.13% (-0.00)

### General attributes

Symbol	FCEAZ26
Exchange	Eurex
Currency	AUD
Security type	Future
Underlying	EURO / AUSTRALIAN DOLLAR (EUR/AUD)
Maturity	12-2026
Contract size	1

### Market data

Bid (Bid size)	- AUD (-)
Ask (Ask size)	- AUD (-)
Open	1.6819 AUD
High	1.6819 AUD
Low	1.6819 AUD
Close (prev. day)	1.6841 AUD
Underlying	EURO / AUSTRALIAN DOLLAR (EUR/AUD)
Underlying price (date)	1.629 (24/05/16)
Settlement price (date)	1.68 (24/05/16)
Open Interest	0

### Performance and Risk

	6m	1y	3y
Perf (%)	-	-	-
Perf (abs.)	-	-	-
Beta	-	-	-
Volatility	-	-	-

### Futures and Options

Related Futures	-
Related Options	-

5y











Information about previous performance does not guarantee future performance.  
Source: FactSet

### Price data

Ø price 5 days   Ø volume 5 days (pcs.)	1.6850 AUD (0)
Ø price 30 days   Ø volume 30 days (pcs.)	1.6970 AUD (0)
Ø price 100 days   Ø volume 100 days (pcs.)	1.7086 AUD (0)
Ø price 250 days   Ø volume 250 days (pcs.)	- AUD (-)
YTD High   date	1.7349 AUD (2024/01/17)
YTD Low   date	1.6819 AUD (2024/05/16)
52 Weeks High   date	- AUD (-)
52 Weeks Low   date	- AUD (-)

### Recent Research

on market		
Date	Headline	Download
2024/05/13	 Will Romanian central bank begin monetary easing?	
2024/05/10	 EU News Monthly May 2024	
2024/05/08	 Marktkommentar	
2024/05/06	 Anzeichen für eine wirtschaftliche Wende?	
2024/05/06	 Mixed data on retail sales and industrial output	