


ALSO HOLDING AG (ALS) - EUX/CALL/130/20241220

2024/09/13 18:40:46

Price
132.88 CHF

Difference  1.91% (2.49)

General attributes

| | |
|-----------------|-----------------|
| Symbol | ALS 24L20 130.0 |
| Exchange | EUX |
| Currency | CHF |
| Security type | Option |
| Underlying | ALSO HOLDING AG |
| Type | CALL |
| Style | American |
| Strike price | 130.00 CHF |
| Maturity | 2024/12/20 |
| Contract size | 100 |
| Settlement date | 2024/09/13 |
| Delivery date | - |

Market data

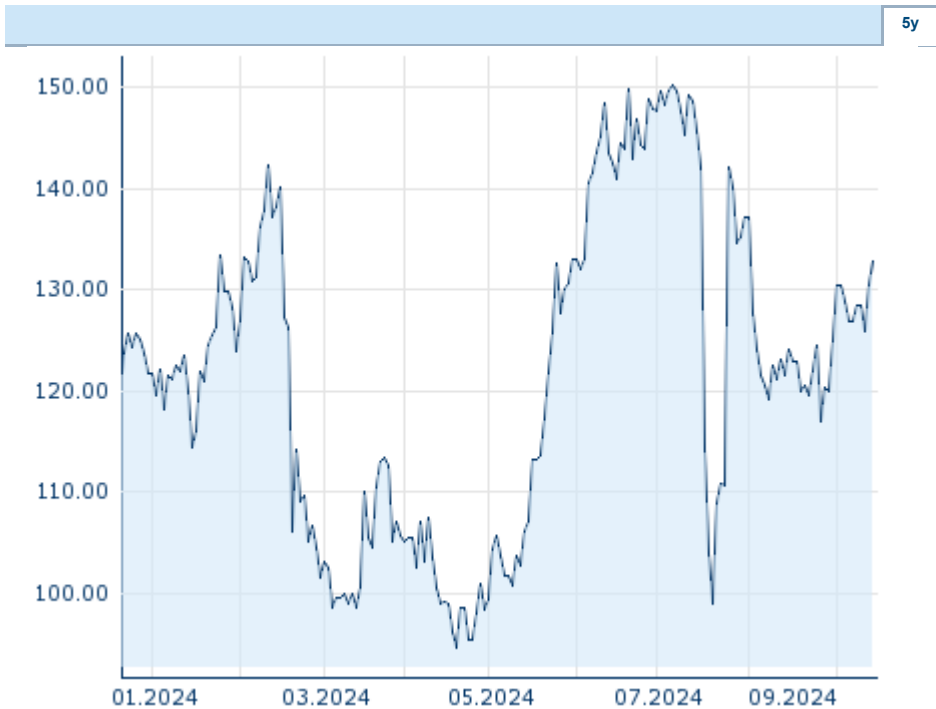
| | |
|-------------------------|-------------------|
| Bid (Bid size) | - |
| Ask (Ask size) | - |
| Open | 132.88 CHF |
| High | 132.88 CHF |
| Low | 132.88 CHF |
| Close (prev. day) | 130.39 CHF |
| Underlying | ALSO HLDG |
| Underlying price (date) | 132.88 (24/09/13) |
| Settlement price (date) | 132.88 (24/09/13) |
| Open Interest | 0 |

Performance and Risk

| | 6m | 1y | 3y |
|-------------|---------|----|----|
| Perf (%) | +34.84% | - | - |
| Perf (abs.) | +34.33 | - | - |
| Beta | - | - | - |
| Volatility | 66.24 | - | - |

Futures and Options

| | |
|-----------------|---|
| Related Futures | - |
| Related Options | - |





Information about previous performance does not guarantee future performance.
Source: FactSet

Price data

| | |
|---|-------------------------|
| Ø price 5 days Ø volume 5 days (pcs.) | 129.20 CHF (0) |
| Ø price 30 days Ø volume 30 days (pcs.) | 124.08 CHF (0) |
| Ø price 100 days Ø volume 100 days (pcs.) | 127.49 CHF (0) |
| Ø price 250 days Ø volume 250 days (pcs.) | - CHF (-) |
| YTD High date | 150.25 CHF (2024/07/05) |
| YTD Low date | 94.67 CHF (2024/04/19) |
| 52 Weeks High date | - CHF (-) |
| 52 Weeks Low date | - CHF (-) |

Recent research

| on sector | | on market | |
|------------|---|-------------------------------|---|
| Date | | Headline | Download |
| 2024/09/11 |  | Global Equity Ratings |  |
| 2024/09/11 |  | Aktienempfehlungen Global |  |
| 2024/09/09 |  | Aktienempfehlungen Österreich |  |
| 2024/09/06 |  | Equity Weekly |  |
| 2024/09/05 |  | Global Equity Ratings |  |