

(TBPT) - EUX/C9

2024/04/03 18:49:08

Price
522.1921 GBP

Difference  0.58% (3.03)

General attributes

Symbol	TBPTC9
Exchange	Eurex
Currency	GBP
Security type	Future
Underlying	BP PLC
Maturity	06-2026
Contract size	100

Market data

Bid (Bid size)	- GBP (-)
Ask (Ask size)	- GBP (-)
Open	522.1921 GBP
High	522.1921 GBP
Low	522.1921 GBP
Close (prev. day)	519.1635 GBP
Underlying	BP PLC
Underlying price (date)	482.20 (24/07/05)
Settlement price (date)	491.62 (24/07/05)
Open Interest	0

Performance and Risk

	6m	1y	3y
Perf (%)	-	-	-
Perf (abs.)	-	-	-
Beta	-	-	-
Volatility	-	-	-

Futures and Options

Related Futures	-
Related Options	-











Information about previous performance does not guarantee future performance.
Source: FactSet

Price data

Ø price 5 days Ø volume 5 days (pcs.)	- GBP (-)
Ø price 30 days Ø volume 30 days (pcs.)	490.4158 GBP (0)
Ø price 100 days Ø volume 100 days (pcs.)	- GBP (-)
Ø price 250 days Ø volume 250 days (pcs.)	- GBP (-)
YTD High date	522.1921 GBP (2024/04/03)
YTD Low date	453.9168 GBP (2024/01/18)
52 Weeks High date	- GBP (-)
52 Weeks Low date	- GBP (-)

Recent Research

on underlying		on sector	
Date		Headline	Download
2024/06/21		Global Equity Ratings	
2024/06/21		Aktienempfehlungen Global	
2024/06/14		Global Equity Ratings	
2024/06/14		Aktienempfehlungen Global	
2024/05/29		Global Equity Ratings	