

(THSB) - EUX/C9

2024/08/14 18:45:20

Price
692.3927 GBP

Difference  0.58% (3.99)

General attributes

Symbol	THSBC9
Exchange	Eurex
Currency	GBP
Security type	Future
Underlying	HSBC HOLDINGS PLC
Maturity	06-2026
Contract size	100

Market data

Bid (Bid size)	- GBP (-)
Ask (Ask size)	- GBP (-)
Open	692.3927 GBP
High	692.3927 GBP
Low	692.3927 GBP
Close (prev. day)	688.4033 GBP
Underlying	HSBC HOLDINGS PLC
Underlying price (date)	646.547 (24/08/15)
Settlement price (date)	692.39 (24/08/14)
Open Interest	0

Performance and Risk

	6m	1y	3y
Perf (%)	+9.52%	-	-
Perf (abs.)	+60.17	-	-
Beta	-	-	-
Volatility	28.22	-	-

Futures and Options

Related Futures	-
Related Options	-







Information about previous performance does not guarantee future performance.
Source: FactSet

Price data

Ø price 5 days Ø volume 5 days (pcs.)	687.2008 GBP (0)
Ø price 30 days Ø volume 30 days (pcs.)	701.6910 GBP (0)
Ø price 100 days Ø volume 100 days (pcs.)	697.0084 GBP (0)
Ø price 250 days Ø volume 250 days (pcs.)	- GBP (-)
YTD High date	748.5189 GBP (2024/07/31)
YTD Low date	600.4923 GBP (2024/02/21)
52 Weeks High date	- GBP (-)
52 Weeks Low date	- GBP (-)

Recent Research

on underlying		on sector	
Date		Headline	Download
2024/08/12		Global Equity Ratings	
2024/08/12		Aktienempfehlungen Global	
2024/07/24		Global Equity Ratings	
2024/07/24		Aktienempfehlungen Global	
2024/07/15		Aktienempfehlungen Global	