

(TDGE) - EUX/C9

2024/04/03 18:49:11

Price
2,963.7648 GBP

Difference  -1.01% (-30.13)

General attributes

| | |
|---------------|------------|
| Symbol | TDGEC9 |
| Exchange | Eurex |
| Currency | GBP |
| Security type | Future |
| Underlying | DIAGEO PLC |
| Maturity | 12-2025 |
| Contract size | 100 |

Market data

| | |
|-------------------------|---------------------|
| Bid (Bid size) | - GBP (-) |
| Ask (Ask size) | - GBP (-) |
| Open | 2,963.7648 GBP |
| High | 2,963.7648 GBP |
| Low | 2,963.7648 GBP |
| Close (prev. day) | 2,993.8947 GBP |
| Underlying | DIAGEO PLC |
| Underlying price (date) | 2,831.50 (24/05/13) |
| Settlement price (date) | 2,850.26 (24/05/13) |
| Open Interest | 0 |

Performance and Risk

| | 6m | 1y | 3y |
|-------------|----|----|----|
| Perf (%) | - | - | - |
| Perf (abs.) | - | - | - |
| Beta | - | - | - |
| Volatility | - | - | - |

Futures and Options

| | |
|-----------------|---|
| Related Futures | - |
| Related Options | - |

5y













Information about previous performance does not guarantee future performance.
Source: FactSet

Price data

| | |
|---|-----------------------------|
| Ø price 5 days Ø volume 5 days (pcs.) | 2,975.6688 GBP (0) |
| Ø price 30 days Ø volume 30 days (pcs.) | 2,970.5294 GBP (0) |
| Ø price 100 days Ø volume 100 days (pcs.) | - GBP (-) |
| Ø price 250 days Ø volume 250 days (pcs.) | - GBP (-) |
| YTD High date | 3,052.3126 GBP (2024/02/27) |
| YTD Low date | 2,722.4466 GBP (2024/01/23) |
| 52 Weeks High date | - GBP (-) |
| 52 Weeks Low date | - GBP (-) |

Recent Research

| on underlying | | on sector | |
|---------------|---|---------------------------|---|
| Date | | Headline | Download |
| 2024/04/26 |  | Global Equity Ratings |  |
| 2024/04/26 |  | Aktienempfehlungen Global |  |
| 2024/04/03 |  | Global Equity Ratings |  |
| 2024/04/03 |  | Aktienempfehlungen Global |  |
| 2024/03/13 |  | Global Equity Ratings |  |