

# SGS S.A. FUTURE (SGSM) - EUX/202501

2024/09/13 18:35:42

**Price**  
**95.8552** CHF  
 Difference  0.10% (0.09)

General attributes	
Symbol	SGSMF25
Exchange	Eurex
Currency	CHF
Security type	Future
Underlying	SGS SA
Maturity	01-2025
Contract size	100

Market data	
Bid (Bid size)	- CHF (-)
Ask (Ask size)	- CHF (-)
Open	95.8552 CHF
High	95.8552 CHF
Low	95.8552 CHF
Close (prev. day)	95.7604 CHF
Underlying	SGS SA
Underlying price (date)	95.54 (24/09/13)
Settlement price (date)	95.86 (24/09/13)
Open Interest	0

Performance and Risk			
	6m	1y	3y
Perf (%)	+11.28%	-	-
Perf (abs.)	+9.71	-	-
Beta	-	-	-
Volatility	21.06	-	-









Futures and Options	
Related Futures	-
Related Options	-



Information about previous performance does not guarantee future performance.  
 Source: FactSet

Price data	
Ø price 5 days   Ø volume 5 days (pcs.)	95.2422 CHF (0)
Ø price 30 days   Ø volume 30 days (pcs.)	93.9459 CHF (0)
Ø price 100 days   Ø volume 100 days (pcs.)	87.0675 CHF (0)
Ø price 250 days   Ø volume 250 days (pcs.)	- CHF (-)
YTD High   date	96.5920 CHF (2024/07/31)
YTD Low   date	68.8944 CHF (2024/01/10)
52 Weeks High   date	- CHF (-)
52 Weeks Low   date	- CHF (-)

Recent Research

on sector		on market	
Date		Headline	Download
2024/09/11		Global Equity Ratings	
2024/09/11		Aktienempfehlungen Global	
2024/09/09		Aktienempfehlungen Österreich	
2024/09/05		Global Equity Ratings	
2024/09/05		Aktienempfehlungen Global	