

ING GROEP N.V. FUTURE (INNI) - EUX/202501

2024/07/26 18:35:27

Price
17.0448 EUR

Difference  0.45% (0.08)

General attributes

Symbol	INNIF25
Exchange	Eurex
Currency	EUR
Security type	Future
Underlying	ING GROEP N.V.
Maturity	01-2025
Contract size	100

Market data

Bid (Bid size)	- EUR (-)
Ask (Ask size)	- EUR (-)
Open	17.0448 EUR
High	17.0448 EUR
Low	17.0448 EUR
Close (prev. day)	16.9692 EUR
Underlying	ING GROEP N.V.
Underlying price (date)	17.018 (24/07/26)
Settlement price (date)	17.04 (24/07/26)
Open Interest	0

+35.28%	-	-
+4.45	-	-
-	-	-
23.17	-	-

Futures and Options

Related Futures	-
Related Options	-

5y












Information about previous performance does not guarantee future performance.
Source: FactSet

Price data

Ø price 5 days Ø volume 5 days (pcs.)	17.0600 EUR (0)
Ø price 30 days Ø volume 30 days (pcs.)	16.4578 EUR (0)
Ø price 100 days Ø volume 100 days (pcs.)	15.5932 EUR (0)
Ø price 250 days Ø volume 250 days (pcs.)	- EUR (-)
YTD High date	17.1239 EUR (2024/07/23)
YTD Low date	11.4186 EUR (2024/02/08)
52 Weeks High date	- EUR (-)
52 Weeks Low date	- EUR (-)

Recent Research

Date	on sector	on market	Headline	Download
2024/07/24			Global Equity Ratings	
2024/07/24			Aktienempfehlungen Global	
2024/07/19			Equity Weekly	
2024/07/15			Aktienempfehlungen Global	
2024/07/12			Global Equity Ratings	