

SAP SE FUTURE (SAPJ) - EUX/202501

2024/07/17 18:46:14

Price
186.987 EUR

Difference  **-2.13% (-4.06)**

General attributes

Symbol	SAPJF25
Exchange	Eurex
Currency	EUR
Security type	Future
Underlying	SAP SE
Maturity	01-2025
Contract size	100

Market data

Bid (Bid size)	- EUR (-)
Ask (Ask size)	- EUR (-)
Open	186.987 EUR
High	186.987 EUR
Low	186.987 EUR
Close (prev. day)	191.0472 EUR
Underlying	SAP SE
Underlying price (date)	183.26 (24/07/17)
Settlement price (date)	186.99 (24/07/17)
Open Interest	0

Performance and Risk

	6m	1y	3y
Perf (%)	+26.23%	-	-
Perf (abs.)	+38.85	-	-
Beta	-	-	-
Volatility	24.80	-	-

Futures and Options

Related Futures	-
Related Options	-

5y












Information about previous performance does not guarantee future performance.
Source: FactSet

Price data

Ø price 5 days Ø volume 5 days (pcs.)	190.540 EUR (0)
Ø price 30 days Ø volume 30 days (pcs.)	186.803 EUR (0)
Ø price 100 days Ø volume 100 days (pcs.)	180.674 EUR (0)
Ø price 250 days Ø volume 250 days (pcs.)	- EUR (-)
YTD High date	193.751 EUR (2024/06/28)
YTD Low date	139.661 EUR (2024/01/04)
52 Weeks High date	- EUR (-)
52 Weeks Low date	- EUR (-)

Recent Research

on underlying	on sector	on market	
Date		Headline	Download
2024/07/15		Aktienempfehlungen Global	
2024/07/12		Global Equity Ratings	
2024/06/21		Global Equity Ratings	
2024/06/21		Aktienempfehlungen Global	
2024/06/14		Global Equity Ratings	