


# SAP SE FUTURE (SAPJ) - EUX/202501

2024/05/28 18:39:31

**Price**  
**181.5041** EUR

**Difference**  **-1.80% (-3.34)**

**General attributes**

Symbol	SAPJF25
Exchange	Eurex
Currency	EUR
Security type	Future
Underlying	SAP SE
Maturity	01-2025
Contract size	100

**Market data**

Bid (Bid size)	- EUR (-)
Ask (Ask size)	- EUR (-)
Open	181.5041 EUR
High	181.5041 EUR
Low	181.5041 EUR
Close (prev. day)	184.8404 EUR
Underlying	SAP SE
Underlying price (date)	176.02 (24/05/29)
Settlement price (date)	181.50 (24/05/28)
Open Interest	0

**Performance and Risk**

	6m	1y	3y
Perf (%)	-	-	-
Perf (abs.)	-	-	-
Beta	-	-	-
Volatility	-	-	-

**Futures and Options**

Related Futures	-
Related Options	-












Information about previous performance does not guarantee future performance.  
 Source: FactSet

**Price data**

Ø price 5 days   Ø volume 5 days (pcs.)	184.1145 EUR (0)
Ø price 30 days   Ø volume 30 days (pcs.)	177.6336 EUR (0)
Ø price 100 days   Ø volume 100 days (pcs.)	172.0346 EUR (0)
Ø price 250 days   Ø volume 250 days (pcs.)	- EUR (-)
YTD High   date	186.3944 EUR (2024/03/26)
YTD Low   date	139.6607 EUR (2024/01/04)
52 Weeks High   date	- EUR (-)
52 Weeks Low   date	- EUR (-)

**Recent Research**

on underlying		on sector		on market	
Date		Headline		Download	
2024/05/29		Global Equity Ratings			
2024/05/29		Aktienempfehlungen Global			
2024/04/26		Global Equity Ratings			
2024/04/26		Aktienempfehlungen Global			
2024/04/03		Global Equity Ratings		