

SAP SE FUTURE (SAPJ) - EUX/202501

2024/05/14 18:48:28

Price
177.2484 EUR

Difference  -1.15% (-2.06)

General attributes

Symbol	SAPJF25
Exchange	Eurex
Currency	EUR
Security type	Future
Underlying	SAP SE
Maturity	01-2025
Contract size	100

Market data

Bid (Bid size)	- EUR (-)
Ask (Ask size)	- EUR (-)
Open	177.2484 EUR
High	177.2484 EUR
Low	177.2484 EUR
Close (prev. day)	179.3099 EUR
Underlying	SAP SE
Underlying price (date)	174.68 (24/05/14)
Settlement price (date)	177.25 (24/05/14)
Open Interest	0

Performance and Risk

	6m	1y	3y
Perf (%)	-	-	-
Perf (abs.)	-	-	-
Beta	-	-	-
Volatility	-	-	-

Futures and Options

Related Futures	-
Related Options	-












Information about previous performance does not guarantee future performance.
Source: FactSet

Price data

Ø price 5 days Ø volume 5 days (pcs.)	178.9526 EUR (0)
Ø price 30 days Ø volume 30 days (pcs.)	176.1345 EUR (0)
Ø price 100 days Ø volume 100 days (pcs.)	- EUR (-)
Ø price 250 days Ø volume 250 days (pcs.)	- EUR (-)
YTD High date	186.3944 EUR (2024/03/26)
YTD Low date	139.6607 EUR (2024/01/04)
52 Weeks High date	- EUR (-)
52 Weeks Low date	- EUR (-)

Recent Research

on underlying	on sector	on market	
Date		Headline	Download
2024/04/26		Global Equity Ratings	
2024/04/26		Aktienempfehlungen Global	
2024/04/03		Global Equity Ratings	
2024/04/03		Aktienempfehlungen Global	
2024/03/13		Global Equity Ratings	