

SAP SE FUTURE (SAPJ) - EUX/202501

2024/04/29 18:33:27

Price
174.1938 EUR

Difference  -1.55% (-2.74)

General attributes

| | |
|---------------|---------|
| Symbol | SAPJF25 |
| Exchange | Eurex |
| Currency | EUR |
| Security type | Future |
| Underlying | SAP SE |
| Maturity | 01-2025 |
| Contract size | 100 |

Market data

| | |
|-------------------------|-------------------|
| Bid (Bid size) | - EUR (-) |
| Ask (Ask size) | - EUR (-) |
| Open | 174.1938 EUR |
| High | 174.1938 EUR |
| Low | 174.1938 EUR |
| Close (prev. day) | 176.9326 EUR |
| Underlying | SAP SE |
| Underlying price (date) | 171.42 (24/04/29) |
| Settlement price (date) | 174.19 (24/04/29) |
| Open Interest | 0 |

Performance and Risk

| | 6m | 1y | 3y |
|-------------|----|----|----|
| Perf (%) | - | - | - |
| Perf (abs.) | - | - | - |
| Beta | - | - | - |
| Volatility | - | - | - |

Futures and Options

| | |
|-----------------|---|
| Related Futures | - |
| Related Options | - |

5y













Information about previous performance does not guarantee future performance.
Source: FactSet

Price data

| | |
|---|---------------------------|
| Ø price 5 days Ø volume 5 days (pcs.) | 176.1238 EUR (0) |
| Ø price 30 days Ø volume 30 days (pcs.) | 177.6213 EUR (0) |
| Ø price 100 days Ø volume 100 days (pcs.) | - EUR (-) |
| Ø price 250 days Ø volume 250 days (pcs.) | - EUR (-) |
| YTD High date | 186.3944 EUR (2024/03/26) |
| YTD Low date | 139.6607 EUR (2024/01/04) |
| 52 Weeks High date | - EUR (-) |
| 52 Weeks Low date | - EUR (-) |

Recent Research

| on underlying | on sector | on market | |
|---------------|---|---------------------------|---|
| Date | | Headline | Download |
| 2024/04/26 |  | Global Equity Ratings |  |
| 2024/04/26 |  | Aktienempfehlungen Global |  |
| 2024/04/03 |  | Global Equity Ratings |  |
| 2024/04/03 |  | Aktienempfehlungen Global |  |
| 2024/03/13 |  | Global Equity Ratings |  |