

## (TBPT) - EUX/202512

2024/06/21 19:39:52

Price  
**480.5248** GBP

Difference  0.10% (0.50)

## General attributes

Symbol	TBPTZ25
Exchange	Eurex
Currency	GBP
Security type	Future
Underlying	BP PLC
Maturity	12-2025
Contract size	100

## Market data

Bid (Bid size)	- GBP (-)
Ask (Ask size)	- GBP (-)
Open	480.5248 GBP
High	480.5248 GBP
Low	480.5248 GBP
Close (prev. day)	480.0229 GBP
Underlying	BP PLC
Underlying price (date)	471.00 (24/06/21)
Settlement price (date)	480.52 (24/06/21)
Open Interest	0

## Performance and Risk

	6m	1y	3y
Perf (%)	+0.64%	-	-
Perf (abs.)	+3.05	-	-
Beta	-	-	-
Volatility	17.76	-	-

## Futures and Options

Related Futures	-
Related Options	-

5y












Information about previous performance does not guarantee future performance.  
 Source: FactSet

## Price data

Ø price 5 days   Ø volume 5 days (pcs.)	476.7251 GBP (0)
Ø price 30 days   Ø volume 30 days (pcs.)	488.3143 GBP (0)
Ø price 100 days   Ø volume 100 days (pcs.)	498.8759 GBP (0)
Ø price 250 days   Ø volume 250 days (pcs.)	- GBP (-)
YTD High   date	549.2713 GBP (2024/04/12)
YTD Low   date	453.9168 GBP (2024/01/18)
52 Weeks High   date	- GBP (-)
52 Weeks Low   date	- GBP (-)

## Recent Research

on underlying		on sector	
Date		Headline	Download
2024/06/21		Global Equity Ratings	
2024/06/21		Aktienempfehlungen Global	
2024/06/14		Global Equity Ratings	
2024/06/14		Aktienempfehlungen Global	
2024/05/29		Global Equity Ratings	