


# ENGIE S.A. FUTURE (GZFH) - EUX/202501

2024/07/12 18:58:35

**Price**  
**14.338** EUR

**Difference**  **-0.82% (-0.12)**

**General attributes**

Symbol	GZFH25
Exchange	Eurex
Currency	EUR
Security type	Future
Underlying	ENGIE S.A.
Maturity	01-2025
Contract size	100

**Market data**

Bid (Bid size)	- EUR (-)
Ask (Ask size)	- EUR (-)
Open	14.338 EUR
High	14.338 EUR
Low	14.338 EUR
Close (prev. day)	14.4569 EUR
Underlying	ENGIE S.A.
Underlying price (date)	14.045 (24/07/12)
Settlement price (date)	14.34 (24/07/12)
Open Interest	0

**Performance and Risk**

	6m	1y	3y
Perf (%)	-6.52%	-	-
Perf (abs.)	-1.00	-	-
Beta	-	-	-
Volatility	17.82	-	-

**Futures and Options**

Related Futures	-
Related Options	-





Information about previous performance does not guarantee future performance.  
 Source: FactSet

**Price data**

Ø price 5 days   Ø volume 5 days (pcs.)	14.419 EUR (0)
Ø price 30 days   Ø volume 30 days (pcs.)	14.387 EUR (0)
Ø price 100 days   Ø volume 100 days (pcs.)	14.834 EUR (0)
Ø price 250 days   Ø volume 250 days (pcs.)	- EUR (-)
YTD High   date	16.275 EUR (2024/05/15)
YTD Low   date	13.187 EUR (2024/02/09)
52 Weeks High   date	- EUR (-)
52 Weeks Low   date	- EUR (-)

**Recent Research**

on sector		on market	
Date		Headline	Download
2024/07/12		Global Equity Ratings	
2024/07/12		Aktienempfehlungen Global	
2024/07/09		Aktienempfehlungen Österreich	
2024/06/24		Aktienempfehlungen Österreich	
2024/06/21		Global Equity Ratings	