

# CIE FINANCIÈRE RICHEMONT AG FUTURE (CFRL) - EUX/202501

2024/07/29 18:35:11

Price  
**132.2472** CHF

Difference  -1.13% (-1.51)

### General attributes

Symbol	CFRLF25
Exchange	Eurex
Currency	CHF
Security type	Future
Underlying	COMPAGNIE FINANCIERE RICHEMONT SA
Maturity	01-2025
Contract size	100

### Market data

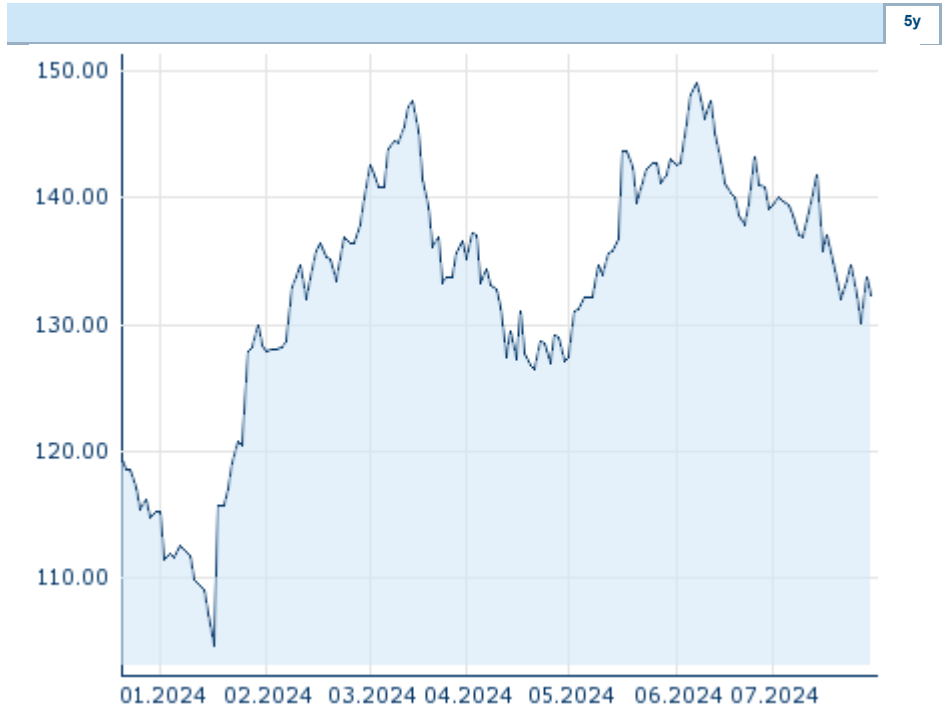
Bid (Bid size)	- CHF (-)
Ask (Ask size)	- CHF (-)
Open	132.2472 CHF
High	132.2472 CHF
Low	132.2472 CHF
Close (prev. day)	133.7615 CHF
Underlying	COMPAGNIE FINANCIERE RICHEMONT SA
Underlying price (date)	134.05 (24/07/30)
Settlement price (date)	132.25 (24/07/29)
Open Interest	0

### Performance and Risk

	6m	1y	3y
Perf (%)	+3.21%	-	-
Perf (abs.)	+4.11	-	-
Beta	-	-	-
Volatility	22.85	-	-

### Futures and Options

Related Futures	-
Related Options	-












Information about previous performance does not guarantee future performance.  
Source: FactSet

### Price data

Ø price 5 days   Ø volume 5 days (pcs.)	132.5968 CHF (0)
Ø price 30 days   Ø volume 30 days (pcs.)	137.3982 CHF (0)
Ø price 100 days   Ø volume 100 days (pcs.)	137.3338 CHF (0)
Ø price 250 days   Ø volume 250 days (pcs.)	- CHF (-)
YTD High   date	149.0915 CHF (2024/06/07)
YTD Low   date	104.5782 CHF (2024/01/17)
52 Weeks High   date	- CHF (-)
52 Weeks Low   date	- CHF (-)

### Recent Research

on underlying	on sector	on market	
Date		Headline	Download
2024/07/24		Global Equity Ratings	
2024/07/24		Aktienempfehlungen Global	
2024/07/15		Aktienempfehlungen Global	
2024/07/12		Global Equity Ratings	
2024/06/21		Global Equity Ratings	