

NVIDIA CORP. FUTURE (NVDF) - EUX/202501

2024/09/16 18:46:56

Price
118.235 USD

Difference  -2.42% (-2.93)

General attributes

Symbol	NVDF25
Exchange	Eurex
Currency	USD
Security type	Future
Underlying	NVIDIA CORP.
Maturity	01-2025
Contract size	100

Market data

Bid (Bid size)	- USD (-)
Ask (Ask size)	- USD (-)
Open	118.235 USD
High	118.235 USD
Low	118.235 USD
Close (prev. day)	121.1684 USD
Underlying	NVIDIA CORP.
Underlying price (date)	117.75 (24/09/17)
Settlement price (date)	118.24 (24/09/16)
Open Interest	0

Performance and Risk

	6m	1y	3y
Perf (%)	-87.30%	-	-
Perf (abs.)	-812.55	-	-
Beta	-	-	-
Volatility	327.58	-	-

Futures and Options

Related Futures	-
Related Options	-

5y












Information about previous performance does not guarantee future performance.
Source: FactSet

Price data

Ø price 5 days Ø volume 5 days (pcs.)	116.175 USD (0)
Ø price 30 days Ø volume 30 days (pcs.)	118.292 USD (0)
Ø price 100 days Ø volume 100 days (pcs.)	387.724 USD (0)
Ø price 250 days Ø volume 250 days (pcs.)	- USD (-)
YTD High date	1,246.006 USD (2024/06/06)
YTD Low date	103.249 USD (2024/08/05)
52 Weeks High date	- USD (-)
52 Weeks Low date	- USD (-)

Recent Research

on underlying	on sector	on market	
Date		Headline	Download
2024/09/11		Global Equity Ratings	
2024/09/11		Aktienempfehlungen Global	
2024/09/05		Global Equity Ratings	
2024/09/05		Aktienempfehlungen Global	
2024/08/30		Equity Weekly	