

# NVIDIA CORP. FUTURE (NVDF) - EUX/202501

2024/06/10 18:33:00

Price  
**126.3495** USD

Difference  -89.74% (-1,104.83)

### General attributes

Symbol	NVDF25
Exchange	Eurex
Currency	USD
Security type	Future
Underlying	NVIDIA CORP.
Maturity	01-2025
Contract size	100

### Market data

Bid (Bid size)	- USD (-)
Ask (Ask size)	- USD (-)
Open	126.3495 USD
High	126.3495 USD
Low	126.3495 USD
Close (prev. day)	1,231.1802 USD
Underlying	NVIDIA CORP.
Underlying price (date)	121.3067 (24/06/10)
Settlement price (date)	126.35 (24/06/10)
Open Interest	0

### Performance and Risk

	6m	1y	3y
Perf (%)	-	-	-
Perf (abs.)	-	-	-
Beta	-	-	-
Volatility	-	-	-

### Futures and Options

Related Futures	-
Related Options	-












Information about previous performance does not guarantee future performance.  
Source: FactSet

### Price data

Ø price 5 days   Ø volume 5 days (pcs.)	1,215.5984 USD (0)
Ø price 30 days   Ø volume 30 days (pcs.)	1,031.1649 USD (0)
Ø price 100 days   Ø volume 100 days (pcs.)	887.3716 USD (0)
Ø price 250 days   Ø volume 250 days (pcs.)	- USD (-)
YTD High   date	1,246.0061 USD (2024/06/06)
YTD Low   date	503.1213 USD (2024/01/03)
52 Weeks High   date	- USD (-)
52 Weeks Low   date	- USD (-)

### Recent Research

Date	on underlying	on sector	on market	Headline	Download
2024/05/29				Global Equity Ratings	
2024/05/29				Aktienempfehlungen Global	
2024/04/26				Global Equity Ratings	
2024/04/26				Aktienempfehlungen Global	
2024/04/03				Global Equity Ratings	