

NVIDIA CORP. FUTURE (NVDF) - EUX/202501

2024/05/14 18:48:20

Price
942.6416 USD

Difference  0.47% (4.39)

General attributes

Symbol	NVDF25
Exchange	Eurex
Currency	USD
Security type	Future
Underlying	NVIDIA CORP.
Maturity	01-2025
Contract size	100

Market data

Bid (Bid size)	- USD (-)
Ask (Ask size)	- USD (-)
Open	942.6416 USD
High	942.6416 USD
Low	942.6416 USD
Close (prev. day)	938.2501 USD
Underlying	NVIDIA CORP.
Underlying price (date)	943.68 (24/05/15)
Settlement price (date)	942.64 (24/05/14)
Open Interest	0

Performance and Risk

	6m	1y	3y
Perf (%)	-	-	-
Perf (abs.)	-	-	-
Beta	-	-	-
Volatility	-	-	-

Futures and Options

Related Futures	-
Related Options	-












5y

Information about previous performance does not guarantee future performance.
Source: FactSet

Price data

Ø price 5 days Ø volume 5 days (pcs.)	933.7307 USD (0)
Ø price 30 days Ø volume 30 days (pcs.)	906.5696 USD (0)
Ø price 100 days Ø volume 100 days (pcs.)	- USD (-)
Ø price 250 days Ø volume 250 days (pcs.)	- USD (-)
YTD High date	994.2548 USD (2024/03/25)
YTD Low date	503.1213 USD (2024/01/03)
52 Weeks High date	- USD (-)
52 Weeks Low date	- USD (-)

Recent Research

on underlying		on sector		on market	
Date		Headline		Download	
2024/04/26		Global Equity Ratings			
2024/04/26		Aktienempfehlungen Global			
2024/04/03		Global Equity Ratings			
2024/04/03		Aktienempfehlungen Global			
2024/03/13		Global Equity Ratings		