

# BEST BUY CO. INC. FUTURE (BBYF) - EUX/202501

2024/08/16 19:01:11

Price  
**84.7425** USD

Difference  0.52% (0.44)

### General attributes

Symbol	BBYFF25
Exchange	Eurex
Currency	USD
Security type	Future
Underlying	BEST BUY CORP INC.
Maturity	01-2025
Contract size	100

### Market data

Bid (Bid size)	- USD (-)
Ask (Ask size)	- USD (-)
Open	84.7425 USD
High	84.7425 USD
Low	84.7425 USD
Close (prev. day)	84.3006 USD
Underlying	BEST BUY CORP INC.
Underlying price (date)	85.24 (24/08/16)
Settlement price (date)	84.74 (24/08/16)
Open Interest	0

### Performance and Risk

	6m	1y	3y
Perf (%)	+13.30%	-	-
Perf (abs.)	+9.95	-	-
Beta	-	-	-
Volatility	33.14	-	-

### Futures and Options

Related Futures	-
Related Options	-

5y












Information about previous performance does not guarantee future performance.  
Source: FactSet

### Price data

Ø price 5 days   Ø volume 5 days (pcs.)	83.3971 USD (0)
Ø price 30 days   Ø volume 30 days (pcs.)	85.6403 USD (0)
Ø price 100 days   Ø volume 100 days (pcs.)	81.7468 USD (0)
Ø price 250 days   Ø volume 250 days (pcs.)	- USD (-)
YTD High   date	93.1026 USD (2024/06/20)
YTD Low   date	69.8471 USD (2024/05/23)
52 Weeks High   date	- USD (-)
52 Weeks Low   date	- USD (-)

### Recent Research

on sector		on market	
Date		Headline	Download
2024/08/12		Global Equity Ratings	
2024/08/12		Aktienempfehlungen Global	
2024/07/24		Global Equity Ratings	
2024/07/24		Aktienempfehlungen Global	
2024/07/15		Aktienempfehlungen Global	