

# BEST BUY CO. INC. FUTURE (BBYF) - EUX/202501

2024/06/25 19:05:14

**Price**  
88.2999 USD

**Difference**  -3.50% (-3.20)

### General attributes

Symbol	BBYFF25
Exchange	Eurex
Currency	USD
Security type	Future
Underlying	BEST BUY CORP INC.
Maturity	01-2025
Contract size	100

### Market data

Bid (Bid size)	- USD (-)
Ask (Ask size)	- USD (-)
Open	88.2999 USD
High	88.2999 USD
Low	88.2999 USD
Close (prev. day)	91.5003 USD
Underlying	BEST BUY CORP INC.
Underlying price (date)	86.52 (24/06/25)
Settlement price (date)	88.30 (24/06/25)
Open Interest	0

### Performance and Risk

	6m	1y	3y
Perf (%)	+15.77%	-	-
Perf (abs.)	+12.03	-	-
Beta	-	-	-
Volatility	33.65	-	-

### Futures and Options

Related Futures	-
Related Options	-

5y












Information about previous performance does not guarantee future performance.  
Source: FactSet

### Price data

Ø price 5 days   Ø volume 5 days (pcs.)	91.3406 USD (0)
Ø price 30 days   Ø volume 30 days (pcs.)	82.2403 USD (0)
Ø price 100 days   Ø volume 100 days (pcs.)	78.6733 USD (0)
Ø price 250 days   Ø volume 250 days (pcs.)	- USD (-)
YTD High   date	93.1026 USD (2024/06/20)
YTD Low   date	69.8471 USD (2024/05/23)
52 Weeks High   date	- USD (-)
52 Weeks Low   date	- USD (-)

### Recent Research

on sector		on market	
Date		Headline	Download
2024/06/21		Equity Weekly	
2024/06/21		Global Equity Ratings	
2024/06/21		Aktienempfehlungen Global	
2024/06/14		Global Equity Ratings	
2024/06/14		Aktienempfehlungen Global	