

BEST BUY CO. INC. FUTURE (BBYF) - EUX/202501

2024/06/14 18:38:41

Price
86.9885 USD

Difference  -0.30% (-0.26)

General attributes

Symbol	BBYFF25
Exchange	Eurex
Currency	USD
Security type	Future
Underlying	BEST BUY CORP INC.
Maturity	01-2025
Contract size	100

Market data

Bid (Bid size)	- USD (-)
Ask (Ask size)	- USD (-)
Open	86.9885 USD
High	86.9885 USD
Low	86.9885 USD
Close (prev. day)	87.2517 USD
Underlying	BEST BUY CORP INC.
Underlying price (date)	87.21 (24/06/14)
Settlement price (date)	86.99 (24/06/14)
Open Interest	0

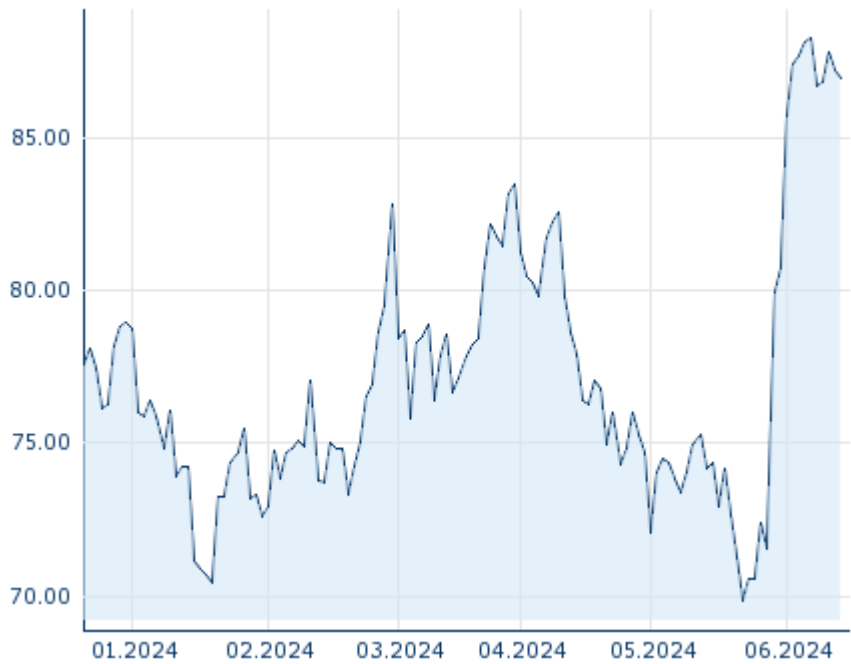
Performance and Risk

	6m	1y	3y
Perf (%)	-	-	-
Perf (abs.)	-	-	-
Beta	-	-	-
Volatility	-	-	-

Futures and Options

Related Futures	-
Related Options	-

5y












Information about previous performance does not guarantee future performance.
Source: FactSet

Price data

Ø price 5 days Ø volume 5 days (pcs.)	87.1173 USD (0)
Ø price 30 days Ø volume 30 days (pcs.)	78.2738 USD (0)
Ø price 100 days Ø volume 100 days (pcs.)	77.4459 USD (0)
Ø price 250 days Ø volume 250 days (pcs.)	- USD (-)
YTD High date	88.2653 USD (2024/06/07)
YTD Low date	69.8471 USD (2024/05/23)
52 Weeks High date	- USD (-)
52 Weeks Low date	- USD (-)

Recent Research

on sector		on market	
Date		Headline	Download
2024/06/14		Global Equity Ratings	
2024/06/14		Aktienempfehlungen Global	
2024/05/31		Equity Weekly	
2024/05/29		Global Equity Ratings	
2024/05/29		Aktienempfehlungen Global	