

BEST BUY CO. INC. FUTURE (BBYF) - EUX/202501

2024/05/23 18:39:52

Price
69.8471 USD

Difference  -2.00% (-1.43)

General attributes

Symbol	BBYFF25
Exchange	Eurex
Currency	USD
Security type	Future
Underlying	BEST BUY CORP INC.
Maturity	01-2025
Contract size	100

Market data

Bid (Bid size)	- USD (-)
Ask (Ask size)	- USD (-)
Open	69.8471 USD
High	69.8471 USD
Low	69.8471 USD
Close (prev. day)	71.2725 USD
Underlying	BEST BUY CORP INC.
Underlying price (date)	69.63 (24/05/23)
Settlement price (date)	69.85 (24/05/23)
Open Interest	0

Performance and Risk

	6m	1y	3y
Perf (%)	-	-	-
Perf (abs.)	-	-	-
Beta	-	-	-
Volatility	-	-	-

Futures and Options

Related Futures	-
Related Options	-












Information about previous performance does not guarantee future performance.
Source: FactSet

Price data

Ø price 5 days Ø volume 5 days (pcs.)	72.1631 USD (0)
Ø price 30 days Ø volume 30 days (pcs.)	74.8215 USD (0)
Ø price 100 days Ø volume 100 days (pcs.)	76.1195 USD (0)
Ø price 250 days Ø volume 250 days (pcs.)	- USD (-)
YTD High date	83.4578 USD (2024/03/28)
YTD Low date	69.8471 USD (2024/05/23)
52 Weeks High date	- USD (-)
52 Weeks Low date	- USD (-)

Recent Research

on sector		on market	
Date		Headline	Download
2024/04/26		Global Equity Ratings	
2024/04/26		Aktienempfehlungen Global	
2024/04/03		Global Equity Ratings	
2024/04/03		Aktienempfehlungen Global	
2024/03/13		Global Equity Ratings	