

# SANOFI S.A. FUTURE (SNWG) - EUX/202501

2024/09/17 18:46:15

**Price**  
**104.2021** EUR

**Difference**  **-0.42% (-0.44)**

### General attributes

Symbol	SNWGF25
Exchange	Eurex
Currency	EUR
Security type	Future
Underlying	SANOFI S.A.
Maturity	01-2025
Contract size	100

### Market data

Bid (Bid size)	- EUR (-)
Ask (Ask size)	- EUR (-)
Open	104.2021 EUR
High	104.2021 EUR
Low	104.2021 EUR
Close (prev. day)	104.6377 EUR
Underlying	SANOFI S.A.
Underlying price (date)	102.90 (24/09/17)
Settlement price (date)	104.20 (24/09/17)
Open Interest	0

### Performance and Risk

	6m	1y	3y
Perf (%)	+19.40%	-	-
Perf (abs.)	+17.00	-	-
Beta	-	-	-
Volatility	19.33	-	-

### Futures and Options

Related Futures	-
Related Options	-












Information about previous performance does not guarantee future performance.  
Source: FactSet

### Price data

Ø price 5 days   Ø volume 5 days (pcs.)	105.2949 EUR (0)
Ø price 30 days   Ø volume 30 days (pcs.)	102.0590 EUR (0)
Ø price 100 days   Ø volume 100 days (pcs.)	95.7332 EUR (0)
Ø price 250 days   Ø volume 250 days (pcs.)	- EUR (-)
YTD High   date	107.1824 EUR (2024/09/09)
YTD Low   date	84.3229 EUR (2024/04/18)
52 Weeks High   date	- EUR (-)
52 Weeks Low   date	- EUR (-)

### Recent Research

on underlying	on sector	on market	
Date		Headline	Download
2024/09/11		Global Equity Ratings	
2024/09/11		Aktienempfehlungen Global	
2024/09/05		Global Equity Ratings	
2024/09/05		Aktienempfehlungen Global	
2024/08/12		Global Equity Ratings	