

K+S AKTIENGESELLSCHAFT FUTURE (SDXP) - EUX/202501

2024/05/08 18:35:22

Price
13.5243 EUR

Difference  -1.87% (-0.26)

General attributes

Symbol	SDXPF25
Exchange	Eurex
Currency	EUR
Security type	Future
Underlying	K+S AG
Maturity	01-2025
Contract size	100

Market data

Bid (Bid size)	- EUR (-)
Ask (Ask size)	- EUR (-)
Open	13.5243 EUR
High	13.5243 EUR
Low	13.5243 EUR
Close (prev. day)	13.7814 EUR
Underlying	K+S AG
Underlying price (date)	13.745 (24/05/09)
Settlement price (date)	13.52 (24/05/08)
Open Interest	0

Performance and Risk

	6m	1y	3y
Perf (%)	-	-	-
Perf (abs.)	-	-	-
Beta	-	-	-
Volatility	-	-	-

Futures and Options

Related Futures	-
Related Options	-






Information about previous performance does not guarantee future performance.
Source: FactSet

Price data

Ø price 5 days Ø volume 5 days (pcs.)	13.5777 EUR (0)
Ø price 30 days Ø volume 30 days (pcs.)	13.8560 EUR (0)
Ø price 100 days Ø volume 100 days (pcs.)	- EUR (-)
Ø price 250 days Ø volume 250 days (pcs.)	- EUR (-)
YTD High date	14.7748 EUR (2024/04/04)
YTD Low date	12.2677 EUR (2024/02/21)
52 Weeks High date	- EUR (-)
52 Weeks Low date	- EUR (-)

Recent Research

Date	on sector	on market	Headline	Download
2024/04/29			Aktienempfehlungen Österreich	
2024/04/26			Global Equity Ratings	
2024/04/26			Aktienempfehlungen Global	
2024/04/15			Aktienempfehlungen Österreich	
2024/04/03			Global Equity Ratings	