

# ASR NEDERLAND N.V. FUTURE (ASRF) - EUX/202501

2024/07/26 18:34:53

Price  
**46.0115** EUR

Difference  1.45% (0.66)

### General attributes

Symbol	ASRFF25
Exchange	Eurex
Currency	EUR
Security type	Future
Underlying	ASR NEDERLAND N.V.
Maturity	01-2025
Contract size	100

### Market data

Bid (Bid size)	- EUR (-)
Ask (Ask size)	- EUR (-)
Open	46.0115 EUR
High	46.0115 EUR
Low	46.0115 EUR
Close (prev. day)	45.3539 EUR
Underlying	ASR NEDERLAND N.V.
Underlying price (date)	46.12 (24/07/26)
Settlement price (date)	46.01 (24/07/26)
Open Interest	0

### Performance and Risk

	6m	1y	3y
Perf (%)	+8.72%	-	-
Perf (abs.)	+3.69	-	-
Beta	-	-	-
Volatility	17.28	-	-

### Futures and Options

Related Futures	-
Related Options	-

5y












Information about previous performance does not guarantee future performance.  
Source: FactSet

### Price data

Ø price 5 days   Ø volume 5 days (pcs.)	45.9075 EUR (0)
Ø price 30 days   Ø volume 30 days (pcs.)	45.0133 EUR (0)
Ø price 100 days   Ø volume 100 days (pcs.)	44.6274 EUR (0)
Ø price 250 days   Ø volume 250 days (pcs.)	- EUR (-)
YTD High   date	47.3348 EUR (2024/05/10)
YTD Low   date	40.3442 EUR (2024/03/04)
52 Weeks High   date	- EUR (-)
52 Weeks Low   date	- EUR (-)

### Recent Research

on sector		on market	
Date		Headline	Download
2024/07/24		Global Equity Ratings	
2024/07/24		Aktienempfehlungen Global	
2024/07/19		Equity Weekly	
2024/07/15		Aktienempfehlungen Global	
2024/07/12		Global Equity Ratings	