

SSAB AB B AKTIE FUTURE (SSBF) - EUX/202501

2024/07/26 18:35:56

Price
4.7021 EUR

Difference  -1.59% (-0.08)

General attributes

Symbol	SSBFF25
Exchange	Eurex
Currency	EUR
Security type	Future
Underlying	SSAB AB SER. B
Maturity	01-2025
Contract size	100

Market data

Bid (Bid size)	- EUR (-)
Ask (Ask size)	- EUR (-)
Open	4.7021 EUR
High	4.7021 EUR
Low	4.7021 EUR
Close (prev. day)	4.7779 EUR
Underlying	SSAB AB SER. B
Underlying price (date)	54.12 (24/07/26)
Settlement price (date)	4.70 (24/07/26)
Open Interest	0

Performance and Risk

	6m	1y	3y
Perf (%)	-24.31%	-	-
Perf (abs.)	-1.51	-	-
Beta	-	-	-
Volatility	31.73	-	-

Futures and Options

Related Futures	-
Related Options	-

5y












Information about previous performance does not guarantee future performance.
Source: FactSet

Price data

Ø price 5 days Ø volume 5 days (pcs.)	4.8556 EUR (0)
Ø price 30 days Ø volume 30 days (pcs.)	5.1248 EUR (0)
Ø price 100 days Ø volume 100 days (pcs.)	5.5664 EUR (0)
Ø price 250 days Ø volume 250 days (pcs.)	- EUR (-)
YTD High date	7.3326 EUR (2024/02/16)
YTD Low date	4.7021 EUR (2024/07/26)
52 Weeks High date	- EUR (-)
52 Weeks Low date	- EUR (-)

Recent Research

on sector			
Date		Headline	Download
2024/07/26		Equity Weekly	
2024/07/24		Global Equity Ratings	
2024/07/24		Aktienempfehlungen Global	
2024/07/15		Aktienempfehlungen Global	
2024/07/12		Global Equity Ratings	