

NOVARTIS AG FUTURE (NOVH) - EUX/202501

2024/07/16 18:50:44

Price
99.4707 CHF

Difference  **-0.20% (-0.20)**

General attributes

| | |
|---------------|-------------|
| Symbol | NOVHF25 |
| Exchange | Eurex |
| Currency | CHF |
| Security type | Future |
| Underlying | NOVARTIS AG |
| Maturity | 01-2025 |
| Contract size | 100 |

Market data

| | |
|-------------------------|------------------|
| Bid (Bid size) | - CHF (-) |
| Ask (Ask size) | - CHF (-) |
| Open | 99.4707 CHF |
| High | 99.4707 CHF |
| Low | 99.4707 CHF |
| Close (prev. day) | 99.6741 CHF |
| Underlying | NOVARTIS AG |
| Underlying price (date) | 98.90 (24/07/16) |
| Settlement price (date) | 99.47 (24/07/16) |
| Open Interest | 0 |

Performance and Risk

| | 6m | 1y | 3y |
|-------------|--------|----|----|
| Perf (%) | +9.84% | - | - |
| Perf (abs.) | +8.93 | - | - |
| Beta | - | - | - |
| Volatility | 16.03 | - | - |

Futures and Options

| | |
|-----------------|---|
| Related Futures | - |
| Related Options | - |

5y













Information about previous performance does not guarantee future performance.
Source: FactSet

Price data

| | |
|---|---------------------------|
| Ø price 5 days Ø volume 5 days (pcs.) | 99.3609 CHF (0) |
| Ø price 30 days Ø volume 30 days (pcs.) | 96.4066 CHF (0) |
| Ø price 100 days Ø volume 100 days (pcs.) | 91.5840 CHF (0) |
| Ø price 250 days Ø volume 250 days (pcs.) | - CHF (-) |
| YTD High date | 100.6590 CHF (2024/07/12) |
| YTD Low date | 83.5926 CHF (2024/01/02) |
| 52 Weeks High date | - CHF (-) |
| 52 Weeks Low date | - CHF (-) |

Recent Research

| on underlying | on sector | on market | |
|---------------|---|---------------------------|---|
| Date | | Headline | Download |
| 2024/07/15 |  | Aktienempfehlungen Global |  |
| 2024/07/12 |  | Global Equity Ratings |  |
| 2024/06/21 |  | Global Equity Ratings |  |
| 2024/06/21 |  | Aktienempfehlungen Global |  |
| 2024/06/14 |  | Global Equity Ratings |  |