

# APPLE INC. FUTURE (AAPH) - EUX/202501

2024/07/26 18:34:47

Price  
**223.6212** USD

Difference  -0.25% (-0.55)

### General attributes

Symbol	AAPHF25
Exchange	Eurex
Currency	USD
Security type	Future
Underlying	APPLE INC
Maturity	01-2025
Contract size	100

### Market data

Bid (Bid size)	- USD (-)
Ask (Ask size)	- USD (-)
Open	223.6212 USD
High	223.6212 USD
Low	223.6212 USD
Close (prev. day)	224.1715 USD
Underlying	APPLE INC
Underlying price (date)	217.96 (24/07/26)
Settlement price (date)	223.62 (24/07/26)
Open Interest	0

### Performance and Risk

	6m	1y	3y
Perf (%)	+10.20%	-	-
Perf (abs.)	+20.70	-	-
Beta	-	-	-
Volatility	24.40	-	-

### Futures and Options

Related Futures	-
Related Options	-

5y












Information about previous performance does not guarantee future performance.  
Source: FactSet

### Price data

Ø price 5 days   Ø volume 5 days (pcs.)	226.6162 USD (0)
Ø price 30 days   Ø volume 30 days (pcs.)	226.8455 USD (0)
Ø price 100 days   Ø volume 100 days (pcs.)	199.0090 USD (0)
Ø price 250 days   Ø volume 250 days (pcs.)	- USD (-)
YTD High   date	241.2597 USD (2024/07/15)
YTD Low   date	171.1487 USD (2024/04/19)
52 Weeks High   date	- USD (-)
52 Weeks Low   date	- USD (-)

### Recent Research

on underlying	on sector	on market	
Date		Headline	Download
2024/07/24		Global Equity Ratings	
2024/07/24		Aktienempfehlungen Global	
2024/07/15		Aktienempfehlungen Global	
2024/07/12		Global Equity Ratings	
2024/06/21		Global Equity Ratings	