

# (TVOD) - EUX/202512

2024/09/06 18:41:38

Price  
**81.424** GBP

Difference  -2.09% (-1.74)

### General attributes

Symbol	TVODZ25
Exchange	Eurex
Currency	GBP
Security type	Future
Underlying	VODAFONE GROUP PLC
Maturity	12-2025
Contract size	100

### Market data

Bid (Bid size)	- GBP (-)
Ask (Ask size)	- GBP (-)
Open	81.424 GBP
High	81.424 GBP
Low	81.424 GBP
Close (prev. day)	83.1661 GBP
Underlying	VODAFONE GROUP PLC
Underlying price (date)	76.46 (24/09/06)
Settlement price (date)	81.42 (24/09/06)
Open Interest	0

### Performance and Risk

	6m	1y	3y
Perf (%)	+11.81%	-	-
Perf (abs.)	+8.60	-	-
Beta	-	-	-
Volatility	22.99	-	-

### Futures and Options

Related Futures	-
Related Options	-












Information about previous performance does not guarantee future performance.  
Source: FactSet

### Price data

Ø price 5 days   Ø volume 5 days (pcs.)	81.537 GBP (0)
Ø price 30 days   Ø volume 30 days (pcs.)	79.221 GBP (0)
Ø price 100 days   Ø volume 100 days (pcs.)	76.576 GBP (0)
Ø price 250 days   Ø volume 250 days (pcs.)	- GBP (-)
YTD High   date	83.166 GBP (2024/09/05)
YTD Low   date	66.403 GBP (2024/02/09)
52 Weeks High   date	- GBP (-)
52 Weeks Low   date	- GBP (-)

### Recent Research

on underlying		on sector	
Date		Headline	Download
2022/12/19		Global Equity Ratings	
2022/12/19		Aktienempfehlungen Global	
2022/11/28		Global Equity Ratings	
2022/11/28		Aktienempfehlungen Global	
2022/11/18		Global Equity Ratings	