


(TVOD) - EUX/202512

2024/07/16 19:01:50

Price
74.8973 GBP

Difference  **-0.44% (-0.33)**

General attributes

Symbol TVODZ25
 Exchange Eurex
 Currency GBp
 Security type Future
 Underlying VODAFONE GROUP PLC
 Maturity 12-2025
 Contract size 100

Market data

Bid (Bid size) - GBp (-)
 Ask (Ask size) - GBp (-)
 Open 74.8973 GBp
 High 74.8973 GBp
 Low 74.8973 GBp
 Close (prev. day) 75.229 GBp
 Underlying VODAFONE GROUP PLC
 Underlying price (date) 69.38 (24/07/16)
 Settlement price (date) 74.90 (24/07/16)
 Open Interest 0

Performance and Risk

	6m	1y	3y
Perf (%)	+6.23%	-	-
Perf (abs.)	+4.41	-	-
Beta	-	-	-
Volatility	24.86	-	-

Futures and Options

Related Futures -
 Related Options -












Information about previous performance does not guarantee future performance.
 Source: FactSet

Price data

Ø price 5 days | Ø volume 5 days (pcs.) 76.5379 GBp (0)
 Ø price 30 days | Ø volume 30 days (pcs.) 76.3887 GBp (0)
 Ø price 100 days | Ø volume 100 days (pcs.) 73.7575 GBp (0)
 Ø price 250 days | Ø volume 250 days (pcs.) - GBp (-)
 YTD High | date 79.8698 GBp (2024/05/16)
 YTD Low | date 66.4025 GBp (2024/02/09)
 52 Weeks High | date - GBp (-)
 52 Weeks Low | date - GBp (-)

Recent Research

on underlying		on sector	
Date		Headline	Download
2022/12/19		Global Equity Ratings	
2022/12/19		Aktienempfehlungen Global	
2022/11/28		Global Equity Ratings	
2022/11/28		Aktienempfehlungen Global	
2022/11/18		Global Equity Ratings	