

# (TVOD) - EUX/202512

2024/05/10 18:40:47

Price  
**71.8311** GBP

Difference  1.90% (1.34)

### General attributes

Symbol	TVODZ25
Exchange	Eurex
Currency	GBP
Security type	Future
Underlying	VODAFONE GROUP PLC
Maturity	12-2025
Contract size	100

### Market data

Bid (Bid size)	- GBp (-)
Ask (Ask size)	- GBp (-)
Open	71.8311 GBp
High	71.8311 GBp
Low	71.8311 GBp
Close (prev. day)	70.4927 GBp
Underlying	VODAFONE GROUP PLC
Underlying price (date)	69.40 (24/05/10)
Settlement price (date)	71.83 (24/05/10)
Open Interest	0

### Performance and Risk

	6m	1y	3y
Perf (%)	-	-	-
Perf (abs.)	-	-	-
Beta	-	-	-
Volatility	-	-	-

### Futures and Options

Related Futures	-
Related Options	-

5y












Information about previous performance does not guarantee future performance.  
Source: FactSet

### Price data

Ø price 5 days   Ø volume 5 days (pcs.)	70.7265 GBp (0)
Ø price 30 days   Ø volume 30 days (pcs.)	71.0654 GBp (0)
Ø price 100 days   Ø volume 100 days (pcs.)	- GBp (-)
Ø price 250 days   Ø volume 250 days (pcs.)	- GBp (-)
YTD High   date	74.3613 GBp (2024/01/26)
YTD Low   date	66.4025 GBp (2024/02/09)
52 Weeks High   date	- GBp (-)
52 Weeks Low   date	- GBp (-)

### Recent Research

on underlying		on sector	
Date		Headline	Download
2022/12/19		Global Equity Ratings	
2022/12/19		Aktienempfehlungen Global	
2022/11/28		Global Equity Ratings	
2022/11/28		Aktienempfehlungen Global	
2022/11/18		Global Equity Ratings	