

# KONE CORP. [NEW] FUTURE (TKC4) - EUX/202503

2024/09/16 18:55:41

**Price**  
**55.2293** EUR

**Difference**  **-0.91% (-0.51)**

### General attributes

Symbol	TKC4H25
Exchange	Eurex
Currency	EUR
Security type	Future
Underlying	KONE OYJ
Maturity	03-2025
Contract size	100

### Market data

Bid (Bid size)	- EUR (-)
Ask (Ask size)	- EUR (-)
Open	55.2293 EUR
High	55.2293 EUR
Low	55.2293 EUR
Close (prev. day)	55.7361 EUR
Underlying	KONE OYJ
Underlying price (date)	49.92 (24/09/17)
Settlement price (date)	55.23 (24/09/16)
Open Interest	0

### Performance and Risk

	6m	1y	3y
Perf (%)	+12.15%	-	-
Perf (abs.)	+5.98	-	-
Beta	-	-	-
Volatility	14.96	-	-

### Futures and Options

Related Futures	-
Related Options	-

5y












Information about previous performance does not guarantee future performance.  
Source: FactSet

### Price data

Ø price 5 days   Ø volume 5 days (pcs.)	54.8866 EUR (0)
Ø price 30 days   Ø volume 30 days (pcs.)	53.3624 EUR (0)
Ø price 100 days   Ø volume 100 days (pcs.)	53.2109 EUR (0)
Ø price 250 days   Ø volume 250 days (pcs.)	- EUR (-)
YTD High   date	57.0899 EUR (2024/05/16)
YTD Low   date	47.6586 EUR (2024/01/19)
52 Weeks High   date	- EUR (-)
52 Weeks Low   date	- EUR (-)

### Recent Research

on underlying	on sector	on market	
Date		Headline	Download
2023/10/27		Global Equity Ratings	
2023/10/27		Aktienempfehlungen Global	
2023/09/29		Global Equity Ratings	
2023/09/29		Aktienempfehlungen Global	
2023/09/08		Global Equity Ratings	